



STONEMARKET



Garden and Driveway Collection 2023/24





# Gardens

## Natural Stone

- 10 Avant-Garde®
- 11 Arctic® Granite
- 12 Namera®
- 14 Nordus®
- 15 Beachside®
- 16 Fernshaw®
- 18 Vintage® Stone
- 19 Truslate®
- 20 Trustone®
- 22 Marketstone®

## Porcelain

- 24 Acento
- 26 Knotwood®
- 27 Lucent
- 28 Paleo®
- 29 Locana
- 30 Fortuna® Encore
- 32 Fortuna®

## Concrete

- 35 Rio®
- 36 Timberstone®
- 37 Millstone® NEXTpave®
- 38 Bourton
- 39 Standard Textured
- 40 Ryton
- 41 Stretton





# Driveways

## Natural Stone

- 44 Granite Setts
- 45 Elemental® Paviers

## Porcelain

- 47 Astro®

## Concrete

- 49 Templeton® Driveway Setts
- 50 Millstone® Driveway Setts
- 52 Vecta®
- 53 Medley® Paviers
- 54 Rio® Paviers
- 55 Trident®
- 56 Avenu®
- 58 Applesby® Antique
- 59 Pavedrive® Paviers

## Permeable

- 61 Rio® Permeapave
- 62 Permeapave®

## Drainage

- 64 Driveline Drain®

# Accessories

## Walling

- 68 Exilis® Sawn
- 69 Exilis® Splitface
- 70 Vintage® Stone
- 71 Rio®
- 72 Carluke

## Accessories

- 73 Bullnose Steps
- 76 Kerbs
- 78 Edging
- 80 Coping & Pier Caps
- 82 Paving Features

## Jointing

- 85 Jointing Matrix
- 86 Fastpoint®
- 87 Narrow Jointing
- 88 Driveway Jointing

## Product Information

- 90 Planning & Laying



Here to inspire and support you throughout your project.







## The UK's #1 independent merchants' brand

- We only work with independent merchants as they have the local knowledge to support your project in its entirety
- Our all-encompassing offer spans everything from product choice and specification advice to delivery direct to a projects site
- We are proud to be a socially responsible business, reinforced with over 20 years experience
- Our range features a great selection of British-made and ethically sourced materials
- All imported sandstones carry our Stone Standard mark proving that they exceed the British Standard
- We have a fantastic service offer, with nationwide delivery





We're here to support you at any stage of your project journey no matter if that's before, during or after.



### **Product choice and specification**

Each member of our Stonemarket team is up to speed with the latest product information and are highly experienced on our product range.



### **Product samples**

All of our samples are supplied free of charge to your local merchant of choice.





### Technical support and installation

We have a suite of installation guidelines, laying patterns and how to videos to help support the install of your project. Alternatively, you can contact our Group Technical Services on 03704 112 233 or [grouptechnicalservices@stonemarket.co.uk](mailto:grouptechnicalservices@stonemarket.co.uk)



### Flexible delivery

Our nationwide delivery service allows you to choose where you'd like your order delivering, either at your chosen merchant or direct to site.



# Garden Paving

We have a great range of popular paving and pathway products, backed by strong quality and ethical standards.

Choose from a wide range of colours and sizes, to make your hard landscaping project unique.



# Natural Stone Garden Paving






## Avant-Garde®


Avant-Garde is our range of ethically sourced, sawn sandstone that will bring a stylish finish to any garden. The innovative surface texturing process, Clear Blast, brings to life the variation and beauty found in this natural stone, while ensuring that the strong colour is maintained.



Caramel




Imperial



Caramel



Oatmeal



Silver

Complete the look with co-ordinating steps (page 74)

Pack type	Size (mm)	No. per pack	M <sup>2</sup> per pack	Kg per pack	Colours
Single size pack	1210 x 1210 x 22	8	11.71	707	All
	760 x 760 x 22	16	9.24	560	
	855 x 570 x 22	35	17.06	1001	
	570 x 570 x 22	60	19.49	1132	

Pack type	Size (mm)	No. per pack	M <sup>2</sup> per pack	Kg per pack	Colours
Linear size pack	1210 x 310 x 22	25	9.38	560	All
	1210 x 210 x 22	60	6.35	385	

Sizes and coverage are those attained when laid with a 10mm joint.

Certain site conditions can result in moisture transparency, in the form of patchiness on the surface of sandstone ranges – note the laying advice on page 92.





## Arctic® Granite


With its subtly textured surface and modern colour options, Arctic Granite is perfect in any contemporary design situation with each colour working well on its own or as a combination. To create an impact try combining midnight and glacier, whilst dusk will provide a softer contrast.




Midnight



Glacier



Dusk



Midnight

Complete the look with co-ordinating steps (page 75)


Pack type	Sizes (mm)	No. per pack	M <sup>2</sup> per pack	Kg per pack	Colours
Single size pack	909 x 606 x 25	25	13.77	950	
	606 x 606 x 25	50	18.36	1250	All
	606 x 303 x 25	100	18.36	1240	

Arctic Granite Dusk includes natural veining throughout, adding character to this stone.

Sizes and coverage are those attained with a 6mm joint.

Pack type	Sizes (mm)	No. per pack	M <sup>2</sup> per pack	Kg per pack	Colours
Project pack	606 x 606 x 25	24			
	606 x 303 x 25	35	18.36	1270	All
	303 x 303 x 25	34			

### Project pack laying example





## Namera®

Chosen for its rich colours and distinctive characteristics, the delicate quartz veining and inclusions found naturally within the stone give it a charm which is sure to create a statement.







Tala Blend



Tala Blend



Tala Sand



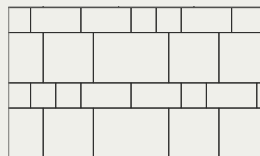
Pyramis Gold

Complete the look with co-ordinating steps (page 74)

Pack type	Sizes (mm)	No. per pack	M <sup>2</sup> per pack	Kg per pack	Colours
Paviors	305 x 105 x 30	420	13.45	1037	Tala Blend

Pack type	Size (mm)	No. per pack	M <sup>2</sup> per pack	Kg per pack	Colours
Project pack	410 x 510 x 30	8	12.44	989	Tala Sand, Pyramis Gold
	510 x 510 x 30	8			
	610 x 510 x 30	8			
	710 x 510 x 30	8			
	810 x 510 x 30	8			

**Project pack laying example**



Namera Paviors - sizes and coverage are those attained when laid with a 5mm joint.

Namera Project Pack - sizes and coverage are those attained when laid with a 10mm joint.






# Nordus®


Nordus is our range of Brazilian slate which has a combination of diamond sawn edges and a natural split surface that has been lightly brushed to impart a clean contemporary look.



Schwarz



Gris



Schwarz


Complete the look with co-ordinating steps (page 75)

Pack type	Sizes (mm)	No. per pack	M <sup>2</sup> per pack	Kg per pack	Colours
Single size pack	810 x 810 x 20	25			
	810 x 405 x 20	50	16.4	832	All
	405 x 405 x 20	100			

Sizes and coverage are those attained when laid with a 10mm joint.

Pack type	Sizes (mm)	No. per pack	M <sup>2</sup> per pack	Kg per pack	Colours
Project pack	610 x 610 x 20	24			
	610 x 305 x 20	35	18.6	978	All
	305 x 305 x 20	34			

### Project pack laying example






## Beachside®

Our Beachside paving features unique subtle banding and a granular appearance. With diamond sawn edges and a lightly textured surface that enhances the natural elegance of the stone, this range is perfect for any setting.



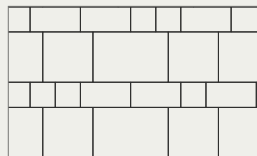
Beachside



Beachside

Pack type	Sizes (mm)	No. per pack	M <sup>2</sup> per pack	Kg per pack
Project pack	855 x 570 x 30	10	11.70	930
	570 x 570 x 30	13		
	570 x 285 x 30	11		
	285 x 285 x 30	10		

### Project pack laying example



Sizes and coverage are those attained when laid with a 10mm joint.



## Fernshaw®


Fernshaw is our budget-friendly, ethically sourced sawn sandstone that offers a clean and modern finish. This sandstone has been loosely hand selected for colour consistency, so the colour and charm of natural stone is very much apparent.









Ashen



Barley



Harvest




Ashen

Pack type	Sizes (mm)	No. per pack	M <sup>2</sup> per pack	Kg per pack	Colours
Single size pack	915 x 610 x 18	37	20.65	988	All
	610 x 610 x 18	64	23.81	1134	
	610 x 305 x 18	128	23.81	1097	

Pack type	Sizes (mm)	No. per pack	M <sup>2</sup> per pack	Kg per pack	Colours
Project pack	915 x 610 x 18	17	20.93	990	All
	610 x 610 x 18	17			
	610 x 305 x 18	18			
	305 x 305 x 18	19			

**Project pack laying example**



Sizes and coverage are those attained when laid with a 10mm joint.





# Vintage® Stone


Vintage Stone is our range of ethically sourced natural stone paving and setts collection that has been specifically selected to showcase the worn texture and smooth feel of reclaimed flagstones.




Raven



Limestone




Manor



Manor Setts



Raven



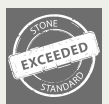
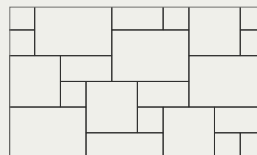
Raven Setts

Pack type	Sizes (mm)	No. per pack	M <sup>2</sup> per pack	Kg per pack	Colours
Setts	285 x 140 x 22	120	10.4	980	Manor, Raven
	210 x 140 x 22	100			
	140 x 140 x 22	100			
	105 x 140 x 22	50			

Sizes and coverage are those attained when laid with a 10mm joint.

Pack type	Sizes (mm)	No. per pack	M <sup>2</sup> per pack	Kg per pack	Colours
Project pack	915 x 610 x 18	14	16.93	988	Limestone, Manor, Raven
	610 x 610 x 18	14			
	610 x 305 x 18	14			
	305 x 305 x 18	14			

### Project pack laying example



STONEMARKET



STONEMARKET




## Truslate®

While the hand split finish of this slate provides a traditional riven surface, the sawn edges coupled with the intense deep blue colour of the product provide a more contemporary feel, which allows the slate to compliment a wide range of designs and settings.




Blue



Blue

Pack type	Sizes (mm)	No. per pack	m <sup>2</sup> per pack	kg per pack
Project pack	610 x 610 x *	24	15.63	870
	610 x 305 x *	24		
	305 x 305 x *	24		

**Project pack laying example** - can also be laid in a random pattern.



\*Due to naturally split surface, thickness is between 18-24mm. Sizes and coverage are those obtained when laid with a 10mm joint.



## Trustone®

Trustone is our collection of high quality limestone paving. Ethically sourced and hand selected for both purity of colour and dimensional accuracy, this range is calibrated to a consistent thickness to make installation quick and easy.









Blue



CotSDale



Dorian



Blue




Torvale

Pack type	Sizes (mm)	No. per pack	M <sup>2</sup> per pack	Kg per pack	Colour
Single size pack	915 x 610 x 22	30	16.74	985	Blue, Torvale
	610 x 610 x 22	30	11.16	665	
	1210 x 310 x 22	40	15.04	920	Dorian
	1210 x 210 x 22	40	10.16	625	

Pack type	Sizes (mm)	No. per pack	M <sup>2</sup> per pack	Kg per pack	Colour
Project pack	915 x 610 x 22	14	16.93	988	All
	610 x 610 x 22	14			
	610 x 305 x 22	14			
	305 x 305 x 22	14			

**Project pack laying example**



Sizes and coverage are those attained when laid with a 10mm joint.



# Marketstone®

Marketstone is our range of hand dressed, ethically sourced natural sandstone. All three types boast proven durability for exterior use in the UK.



Autumn Multi



Sahara Multi



Autumn Multi




Grey Multi

Pack type	Sizes (mm)	No. per pack	M <sup>2</sup> per pack	Kg per pack	Colours
Single size pack	915 x 610 x 18	37	20.65	988	All
	610 x 610 x 18	64	23.81	1134	
	610 x 305 x 18	128	23.81	1097	

Pack type	Sizes (mm)	No. per pack	M <sup>2</sup> per pack	Kg per pack	Colours
Project pack	915 x 610 x 18	17	20.93	990	All
	610 x 610 x 18	17			
	610 x 305 x 18	18			
	305 x 305 x 18	19			

Sizes and coverage are those attained when laid with a 10mm joint.

**Project pack laying example** - can also be laid in a random pattern.





# Porcelain Garden Paving





## Acento

Acento is our on-trend matte effect porcelain paving, available in one large plan size. With a choice of two grey-toned colour options and one decorative tile, you can create a truly unique design.









Graphite



Deco



Carbon



Graphite

Pack type	Sizes (mm)	No. per pack	M <sup>2</sup> per pack	Kg per pack	Colours
Single size pack	1000 x 500 x 20	36	17.82	883	All

Each pack comes with the appropriate quantity of jointing compound.

All sizes quoted are based on nominal dimensions. Coverage is obtained when laid with a 5-8mm joint width.



## Knotwood®


Our Knotwood porcelain paving perfectly recreates the colour, warmth and texture of traditional timber planks, without any of the technical issues associated with genuine wood.



Oak



Birch



Oak

Pack type	Sizes (mm)	No. per pack	M <sup>2</sup> per pack	Kg per pack	Colours
Single size pack	1200 x 300 x 20	48	17.28	795	All

Each pack comes with the appropriate quantity of jointing compound.

All sizes quoted are based on nominal dimensions. Coverage is obtained when laid with a 5-8mm joint width.



# Lucent


With an authentic appearance and gently textured surface, Lucent comes in two attractive colours. Copper exhibits an exciting range of russet and gold tones over a grey background, whilst Blue offers a classic look that will be on-trend for years to come.



Copper



Copper



Blue


Pack type	Sizes (mm)	No. per pack	M <sup>2</sup> per pack	Kg per pack	Colours
Single pack sizes	1200 x 600 x 20	26	18.72	878	All
	600 x 600 x 20	64	23.04	1040	

Each pack comes with the appropriate quantity of jointing compound.

All sizes quoted are based on nominal dimensions. Coverage is obtained when laid with a 5-8mm joint width.

Pack type	Sizes (mm)	No. per pack	M <sup>2</sup> per pack	Kg per pack	Colours
Project pack	900 x 600 x 20	13	16.89	781	All
	600 x 600 x 20	18			
	600 x 300 x 20	9			
	300 x 300 x 20	19			


**Project pack laying example** - can also be laid in a random pattern.





## Paleo®

With an aesthetic reminiscent of Mediterranean style, this range combines superb technical performance with a neutral colour tone and gentle texture which is sure to enhance any setting.



Senna




Senna

Pack type	Sizes (mm)	No. per pack	M <sup>2</sup> per pack	Kg per pack
Single size pack	1200 x 600 x 20	26	18.72	878
	600 x 600 x 20	64	23.04	1040
Pack type	Sizes (mm)	No. per pack	M <sup>2</sup> per pack	Kg per pack
Project pack	900 x 600 x 20	13	16.89	781
	600 x 600 x 20	18		
	600 x 300 x 20	9		
	300 x 300 x 20	19		

Each pack comes with the appropriate quantity of jointing compound.

All sizes quoted are based on nominal dimensions. Coverage is obtained when laid with a 5-8mm joint width.

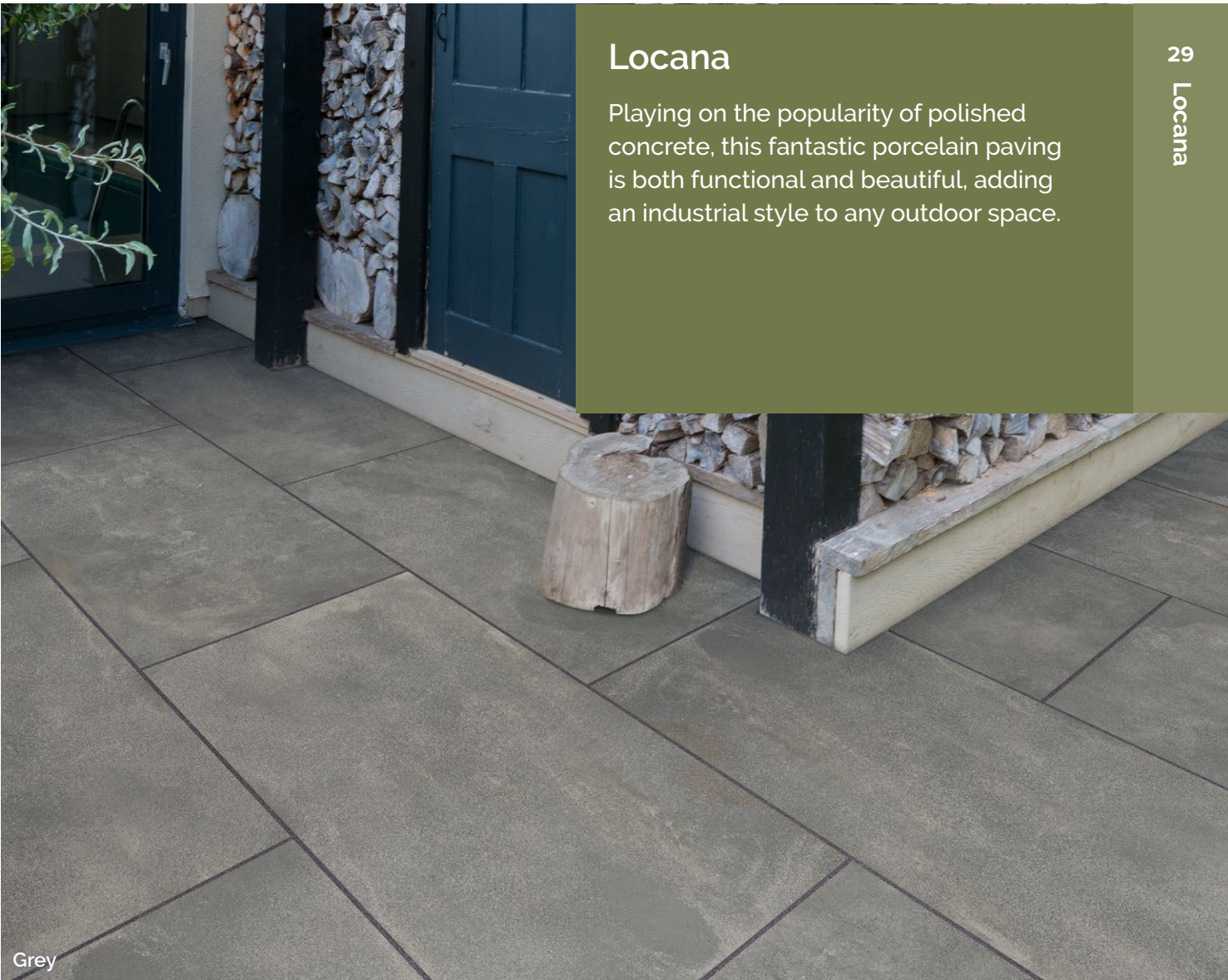
**Project pack laying example** - can also be laid in a random pattern.






## Locana

Playing on the popularity of polished concrete, this fantastic porcelain paving is both functional and beautiful, adding an industrial style to any outdoor space.



Grey



Moon

Ash

Grey

Pack type	Sizes (mm)	No. per pack	M <sup>2</sup> per pack	Kg per pack	Colours
Single size pack	1200 x 600 x 20	30	216	1015	All

All sizes quoted are based on nominal dimensions. Coverage is obtained when laid with a 5-8mm joint width.



## Fortuna® Encore

Our Fortuna® Encore porcelain paving has a refreshing modern look and comes in four warm colour tones, which will suit a range of property styles.









Smoke



Platinum



Dune



Auburn



Smoke

Pack type	Sizes (mm)	No. per pack	M <sup>2</sup> per pack	Kg per pack	Colours
Single size pack	900 x 600 x 20	50	27	1190	All
	600 x 600 x 20	64	23.04	1050	
	200 x 900 x 20	144	25.92	1100	

All sizes quoted are based on nominal dimensions. Coverage is obtained when laid with a 5-8mm joint width.

Due to differences in batches and tolerances, we do not recommend the blending of different single sizes to generate a random, mixed size installation. To achieve a multiple size design, please select a range where project packs are available, along with the relevant laying pattern.



## Fortuna®


Combining incredible technical performance with traditional, classic tones, Fortuna porcelain paving offers a reliable, low maintenance paving solution.









Cream




Cream




Beige



Silver



Grey




Black

Pack type	Sizes (mm)	No. per pack	M <sup>2</sup> per pack	Kg per pack	Colours
Single size pack	900 x 600 x 20	48	25.92	1207	Cream, Silver, Grey, Black
	200 x 900 x 20	100	18	840	
	600 x 600 x 20	64	23.04	1091	

All sizes quoted are based on nominal dimensions. Coverage is obtained when laid with a 5-8mm joint width.

Pack type	Sizes (mm)	No. per pack	M <sup>2</sup> per pack	Kg per pack	Colours
Project pack	600 x 600 x 20	24	15.12	713	All
	600 x 300 x 20				
	300 x 300 x 20				

**Project pack laying example**



Due to differences in batches and tolerances, we do not recommend the blending of different single sizes to generate a random, mixed size installation. To achieve a multiple size design, please select a project pack and refer to the laying pattern.




# Concrete Garden Paving






# Rio®


Our Rio garden paving replicates an attractive granite effect finish which boasts a slip-resistant texture with speckled colours, which suits a number of contemporary properties.




Sand Coarse



Sand Coarse



Shell Coarse



Storm Coarse

Complete the look with co-ordinating driveway paviors (page 54) and walling (page 71)

Pack type	Sizes (mm)	No. per pack	M <sup>2</sup> per pack	Kg per pack	Colours
Single size pack	600 x 600 x 35	30	10.8	960	All
	450 x 450 x 35	60	12.2	990	

As Rio is usually laid with minimal joints, the sizes quoted are nominal dimensions. Actual working dimensions are 2mm under nominal sizes +/- 3mm.






## Timberstone®

Almost indistinguishable from genuine aged timber, our range Timberstone offers the sought-after weathered appearance of real timber, but with all the durability of concrete.



Driftwood



Driftwood

Pack type	Sizes (mm)	No. per pack	M <sup>2</sup> per pack	Kg per pack
Large Sleeper	900 x 225 x 50	40	8.1	850
Medium Sleeper	675 x 225 x 50	40	6.0	676
Stepping Stones (Logs)	300-450 dia x 40-75	60	-	619




## Millstone® NEXTpave®

Our Millstone paving has been moulded from genuine stone masters to replicate antique stone, making them a great choice for traditional gardens, especially those belonging to period properties.



Olde London



Original

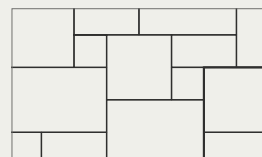


Olde London

Pack type	Sizes (mm)	No. per pack	M <sup>2</sup> per pack	Kg per pack	Colours
Single size pack	915 x 610 x 38	22	12.3	1027	All
	610 x 610 x 38	22	8.2	685	
Pack type	Sizes (mm)	No. per pack	M <sup>2</sup> per pack	Kg per pack	Colours
Project pack	915 x 610 x 38	6	10	842	All
	610 x 610 x 38	12			
	610 x 305 x 38	6			
	305 x 305 x 38	12			

For maximum impact and time saving it is essential that Millstone NEXTpave installation instructions are followed.

### Project pack laying example






# Bourton

Bourton is an affordable decorative paving that is both functional and aesthetically pleasing. The riven paving slabs are available in four bold colour ways and a range of sizes, which are sure to add character to your garden.



Buff




Buff



Savannah  
Weathered



Weathered  
Autumn



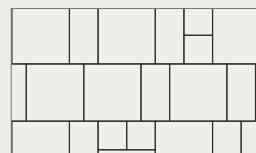
Misty Grey

Pack type	Sizes (mm)	No. per pack	M <sup>2</sup> per pack	Kg per pack	Colours
Single size pack	300 x 300 x 32	44	3.96	287	Buff, Misty Grey, Weathered Autumn
	450 x 450 x 32	44	8.91	682	
	600 x 300 x 32	44	7.92	548	
	600 x 600 x 32	22	7.92	616	

We recommend laying this product with a 10-15mm joint.

Pack type	Sizes (mm)	No. per pack	M <sup>2</sup> per pack	Kg per pack	Colours
Project pack	300 x 300 x 32	4	5.12	368	All
	600 x 300 x 32	10			
	600 x 600 x 32	8			

### Project pack laying example





## Standard Textured

A popular range of textured paving which is a strong, hardwearing option for practical areas. With a choice of three neutral colours, this easy to lay paving is an affordable choice ideal for any property.




Buff



Natural



Buff



Charcoal

Pack type	Sizes (mm)	No. per pack	M <sup>2</sup> per pack	Kg per pack	Colours
Single size pack	450 x 450 x 32	64	12.86	997	All
	600 x 300 x 32	30	5.4	390	
	600 x 600 x 32	30	10.9	790	

We recommend laying with a minimal joint.






# Ryton

Ryton is one of our ranges of utility paving which is a hardwearing option for wherever non-decorative paving is required. It's riven profile has been designed to replicate a natural stone surface which adds character to this functional paving.




Grey



Buff



Grey



Charcoal

Pack type	Sizes (mm)	No. per pack	Kg per pack	Colours
Single size pack	450 x 450 x 32	60	927	All
	600 x 600 x 38	25	800	

This product is technically excellent and very durable, but it should be noted the aesthetic specification is non-decorative. Ryton is usually laid with minimal joints, the sizes quoted are the actual dimensions. Colour variations may occur if mixing production batches.





## Stretton

Stretton is one of our popular ranges of utility paving which is a perfect, hardwearing option for areas that require functional paving. It's flat texture provides a clean and modern finish that works in any utility area.

Buff



Buff

Grey

Pack type	Sizes (mm)	No. per pack	Kg per pack	Colours
Single size pack	450 x 450 x 32	60	927	All
	600 x 600 x 38	25	800	

This product is technically excellent and very durable, but it should be noted the aesthetic specification is non-decorative. Stretton is usually laid with minimal joints, the sizes quoted are the actual dimensions. Colour variations may occur if mixing production batches.






# Driveways

We have a great choice of popular driveway ranges, backed by strong quality and ethics.

Choose from a wide range of colours and sizes, allowing you to make your hard landscaping project unique.



# Natural Stone Driveways

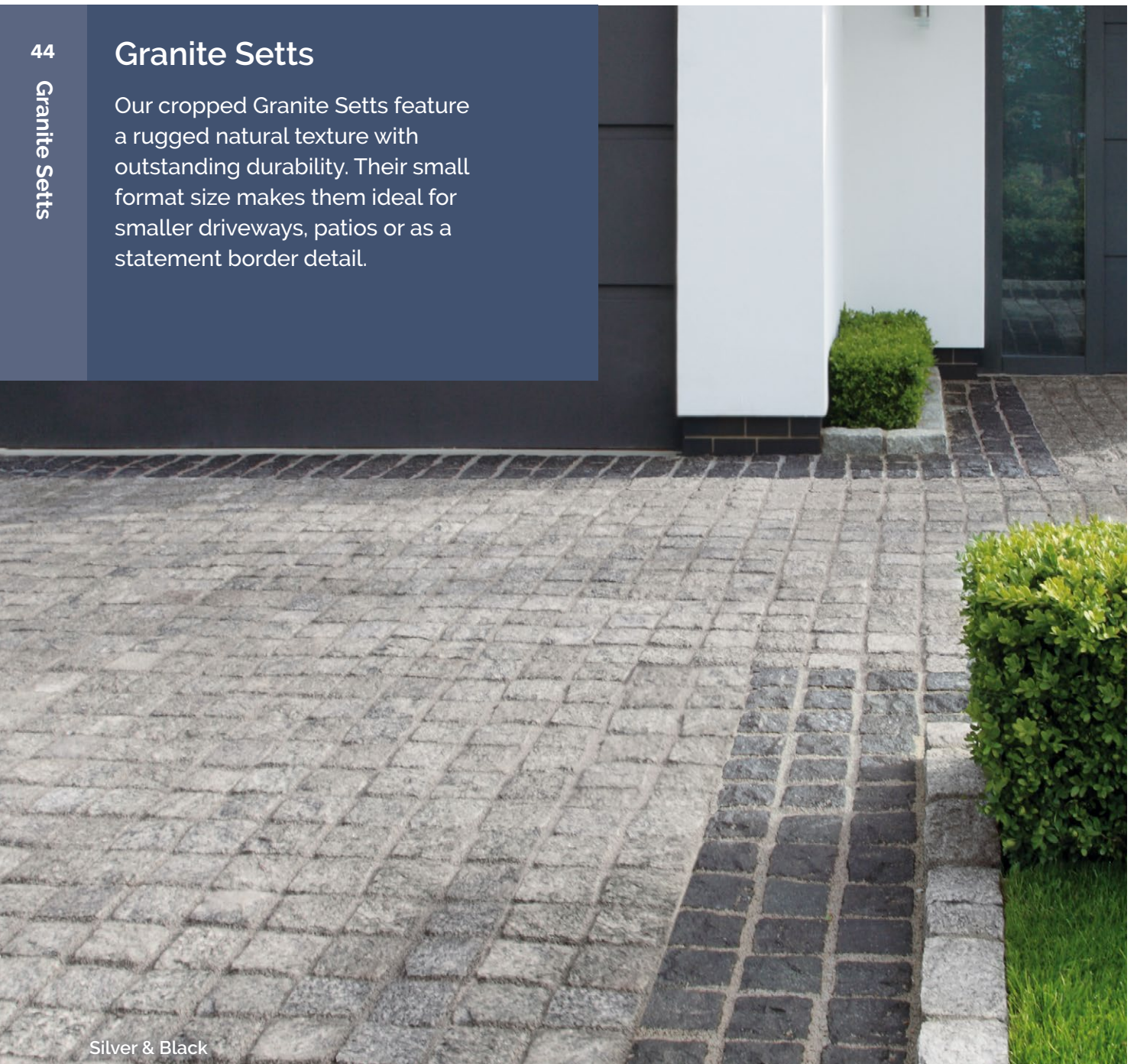


Elemental® Pavoirs Flaxen



## Granite Setts


Our cropped Granite Setts feature a rugged natural texture with outstanding durability. Their small format size makes them ideal for smaller driveways, patios or as a statement border detail.



Silver & Black



Beige



Silver



Black

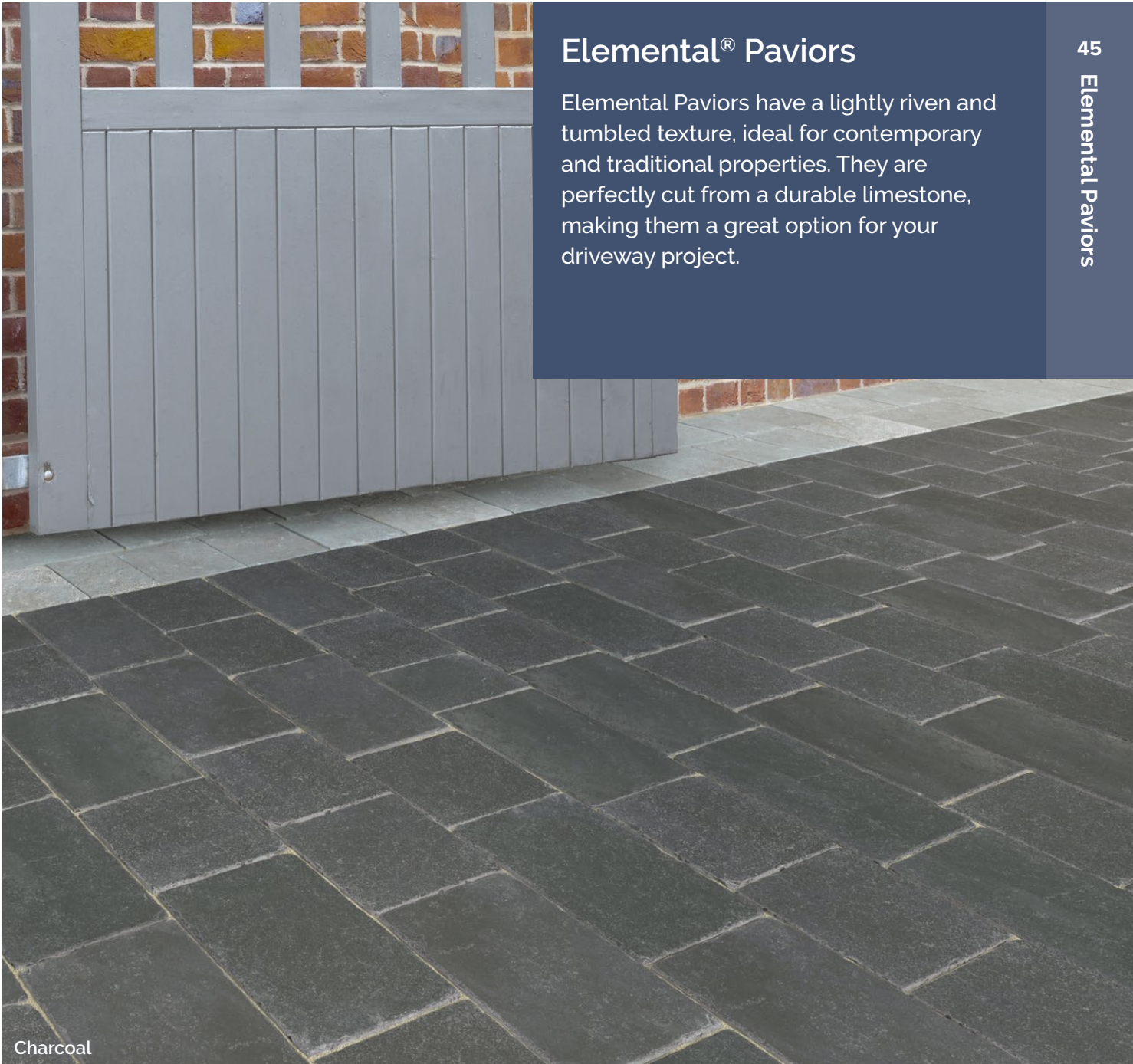
Pack type	Sizes (mm)	No. per pack	M <sup>2</sup> per pack	Kg per pack	Colours
Single size pack	210 x 110 x 100	200	4.84	1200	Silver
	110 x 100 x 100	400	4.62	1200	
	210 x 110 x 50	400	4.84	1200	
	110 x 110 x 50	800	4.84	1200	

Sizes and coverage are those attained when laid with a 10mm joint. All dimensions have a tolerance of + or - 15mm.



## Elemental<sup>®</sup> Paviers

Elemental Paviers have a lightly riven and tumbled texture, ideal for contemporary and traditional properties. They are perfectly cut from a durable limestone, making them a great option for your driveway project.



Charcoal



Flaxen



Platinum



Charcoal

Pack type	Sizes (mm)	No. per pack	M <sup>2</sup> per pack	Kg per pack	Colours
Project pack	245 x 165 x 50	130			
	165 x 165 x 50	90	7.83	1128	All
	125 x 165 x 50	28			

Sizes and coverage are those attained when laid with a 5mm joint.



# Porcelain Driveways






## Astro®


Our sophisticated, heavy duty 30mm thick porcelain tile that is perfect for driveway application. Available in two contemporary colours that will add an understated elegance to your driveway.



Graphite



Dark Grey



Graphite

Pack type	Sizes (mm)	No. per pack	M <sup>2</sup> per pack	Kg per pack	Colours
Single size pack	600 x 600 x 30	48	1728	1230	All

Each pack comes with the appropriate quantity of jointing compound.

All sizes quoted are nominal dimensions, with coverage attained when laid with a 5mm joint.



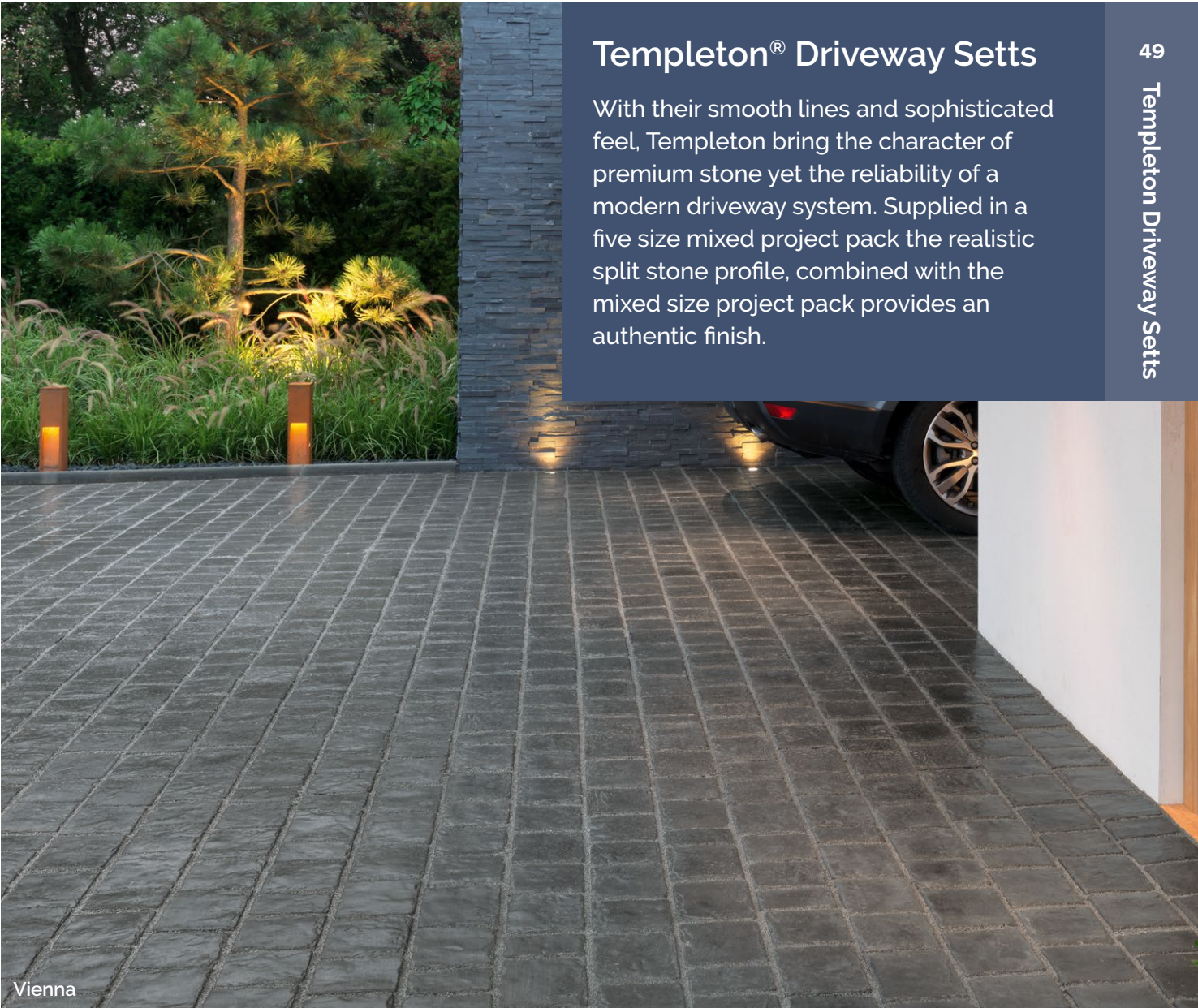
# Concrete Driveways





## Templeton® Driveway Setts

With their smooth lines and sophisticated feel, Templeton bring the character of premium stone yet the reliability of a modern driveway system. Supplied in a five size mixed project pack the realistic split stone profile, combined with the mixed size project pack provides an authentic finish.




Vienna



Vienna

Pack type	Sizes (mm)	No. per pack	M <sup>2</sup> per pack	Kg per pack
Project pack	220 x 160 x 60	100	9.02	896
	200 x 160 x 60	60		
	180 x 160 x 60	80		
	160 x 160 x 60	20		
	120 x 160 x 60	30		

### Project pack laying example



For a straight forward installation, each block has been designed with a patented 'bumper' around the base and the correct amount of driveway jointing compound is also supplied with every pack.



## Millstone® Driveway Setts

Our elegant patented Millstone Driveway Setts have the distinct character and charm of traditional cobblestones. The intricate profiles and authentic shapes of beautiful stone have been recreated to produce a product which amplifies the character of traditional homes and gardens.







Bruges




Alsace



Vienna

Pack type	Sizes (mm)	No. per pack	M <sup>2</sup> per pack	Kg per pack	Colours
Project pack	215 x 130 x 60	160	10.93	1920	All
	185 x 130 x 60	80			
	165 x 130 x 60	80			
	145 x 130 x 60	80			
	130 x 130 x 60	80			

**Project pack laying example**



For a straight forward installation, each block has been designed with a patented 'bumper' around the base and the correct amount of driveway jointing compound is also supplied with every pack.



## Vecta®

Vecta is our range of premium quality, linear concrete block that brings a very distinctive look to any driveway. Vecta features a lightly-textured surface finish that has been 'washed' to expose the premium aggregates.



Silver Grey



Silver Grey



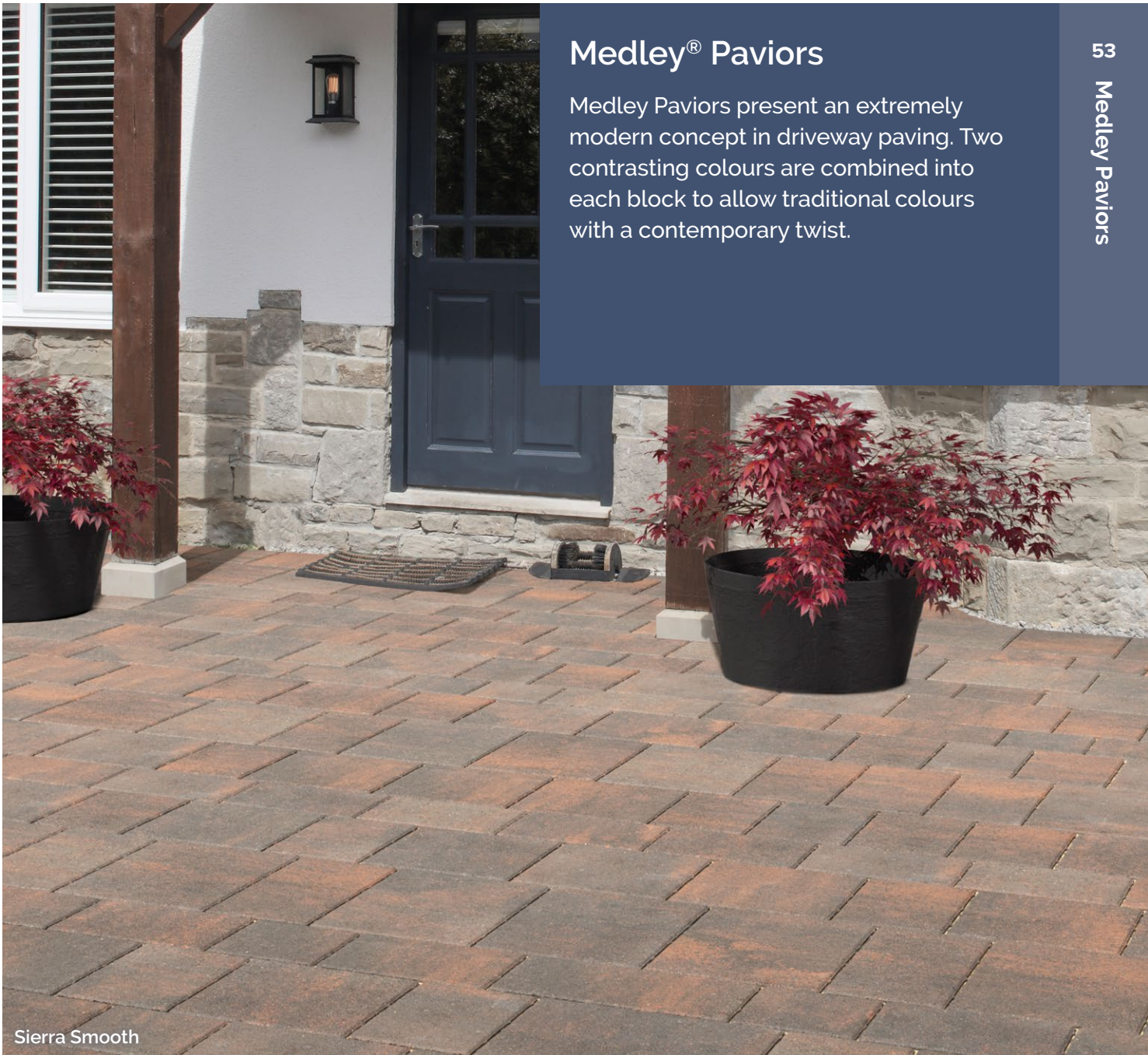
Charcoal Grey

Pack type	Sizes (mm)	No. per pack	M <sup>2</sup> per pack	Kg per pack	Colours
Single size pack	480 x 130 x 80	108	6.73	1203	All



## Medley® Paviors


Medley Paviors present an extremely modern concept in driveway paving. Two contrasting colours are combined into each block to allow traditional colours with a contemporary twist.



Sierra Smooth



Sierra Smooth



Sierra Coarse




Frost Grey Smooth



Frost Grey Coarse

Pack type	Sizes (mm)	No. per pack	M <sup>2</sup> per pack	Kg per pack	Colours
Project pack	320 x 240 x 50	30	9.6	1104	All
	240 x 240 x 50	40			
	320 x 160 x 50	30			
	240 x 160 x 50	70			
	160 x 160 x 50	30			

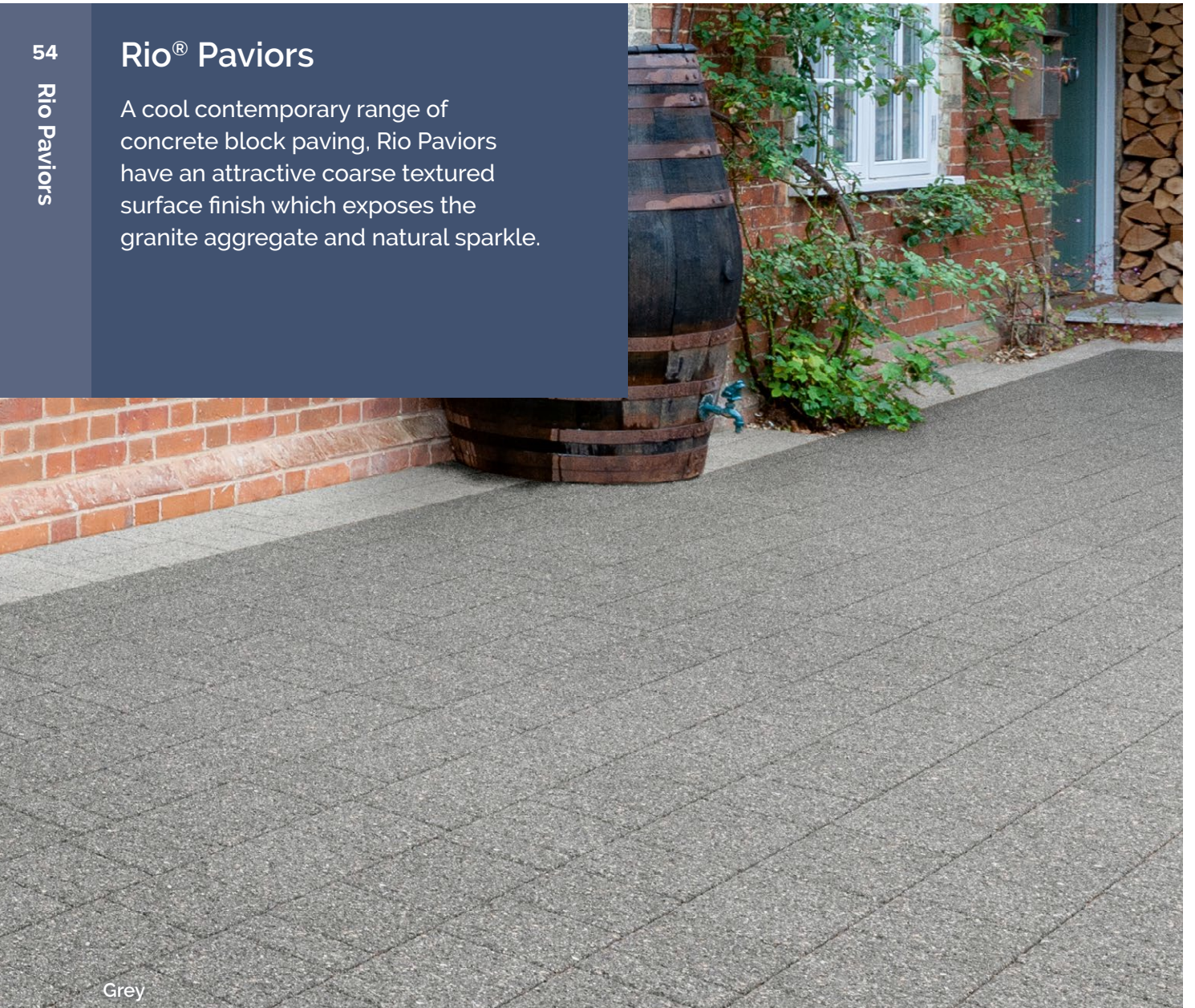
### Project pack laying example





# Rio® Paviers

A cool contemporary range of concrete block paving, Rio Paviers have an attractive coarse textured surface finish which exposes the granite aggregate and natural sparkle.



Grey



Silver



Grey




Carbon

Complete the look with co-ordinating paving (page 35)

Pack type	Sizes (mm)	No. per pack	M <sup>2</sup> per pack	Kg per pack	Colours
Project pack	240 x 160 x 50	120			
	160 x 160 x 50	216	10.75	1202	All
	80 x 160 x 50	48			


### Project pack laying example






# Trident®

Our Trident Driveway Paviors feature an attractive distressed texture, that blends with the established surroundings of traditional properties and equally as well with a more modern setting.



Sierra



Forest Blend



Burnt Ochre



Sierra



Grey



Charcoal


Complete the look with co-ordinating kerbs (page 77)

Pack type	Sizes (mm)	No. per pack	M <sup>2</sup> per pack	Kg per pack	Colours
Single size pack	240 x 160 x 50	284	10.91	1420	Sierra, Burnt Ochre, Forest Blend, Charcoal
	160 x 160 x 50	426	10.91	1278	
	120 x 160 x 50	606	11.64	1515	
	240 x 160 x 60	232	8.91	1230	
	160 x 160 x 60	348	8.91	1218	
	120 x 160 x 60	486	9.45	1312	

Please check with your stockist. This range is manufactured in factories across the UK. These images may not be representative of your local supply. Please ensure you obtain a sample before purchase to ensure you're happy with your choice.

Pack type	Sizes (mm)	No. per pack	M <sup>2</sup> per pack	Kg per pack	Colours
Project pack	240 x 160 x 50	314	9.73	1120	Sierra, Burnt Ochre, Grey
	160 x 160 x 50				
	120 x 160 x 50				

### Project pack laying example





## Avenu®


The sleek, smooth look of Avenu makes it great value for money and an attractive option for your driveway project. This range also offers maximum versatility and durability which ensures lasting good looks.









Charcoal



Forest Blend



Burnt Ochre



Grey



Charcoal

Complete the look with co-ordinating kerbs (page 77)

Pack type	Sizes (mm)	No. per pack	M <sup>2</sup> per pack	Kg per pack	Colours
Single size pack	240 x 160 x 50	300	11.52	1296	All
	160 x 160 x 50	420	10.75	1210	
	120 x 160 x 50	540	10.37	1167	

Pack type	Sizes (mm)	No. per pack	M <sup>2</sup> per pack	Kg per pack	Colours
Linear size pack	200 x 50 x 60	800	8	1024	All

This range is manufactured in factories across the UK. These images may not be representative of your local supply. Please ensure you obtain a sample before purchase to ensure you're happy with your choice.





# Applesby® Antique

Applesby Antique have a unique worn edge profile which allows the block to bring an air of distinction to any driveway. The traditional shape and mix of sizes offer a superb value for money option.



Burnt Ochre




Burnt Ochre



Charcoal

Pack type	Sizes (mm)	No. per pack	M <sup>2</sup> per pack	Kg per pack	Colours
Project pack	240 x 160 x 50	140	9.6	1080	All
	160 x 160 x 50	150			
	120 x 160 x 50	20			

### Project pack laying example



This range is manufactured in factories across the UK. These images may not be representative of your local supply. Please ensure you obtain a sample before purchase to ensure you're happy with your choice.





## Pavedrive® Paviers


A functional and versatile range of block paving at competitive prices, Pavedrive Paviers are a practical solution for transforming any area used by vehicles.




Burnt Ochre



Natural



Buff



Forest Blend



Burnt Ochre



Brindle



Charcoal

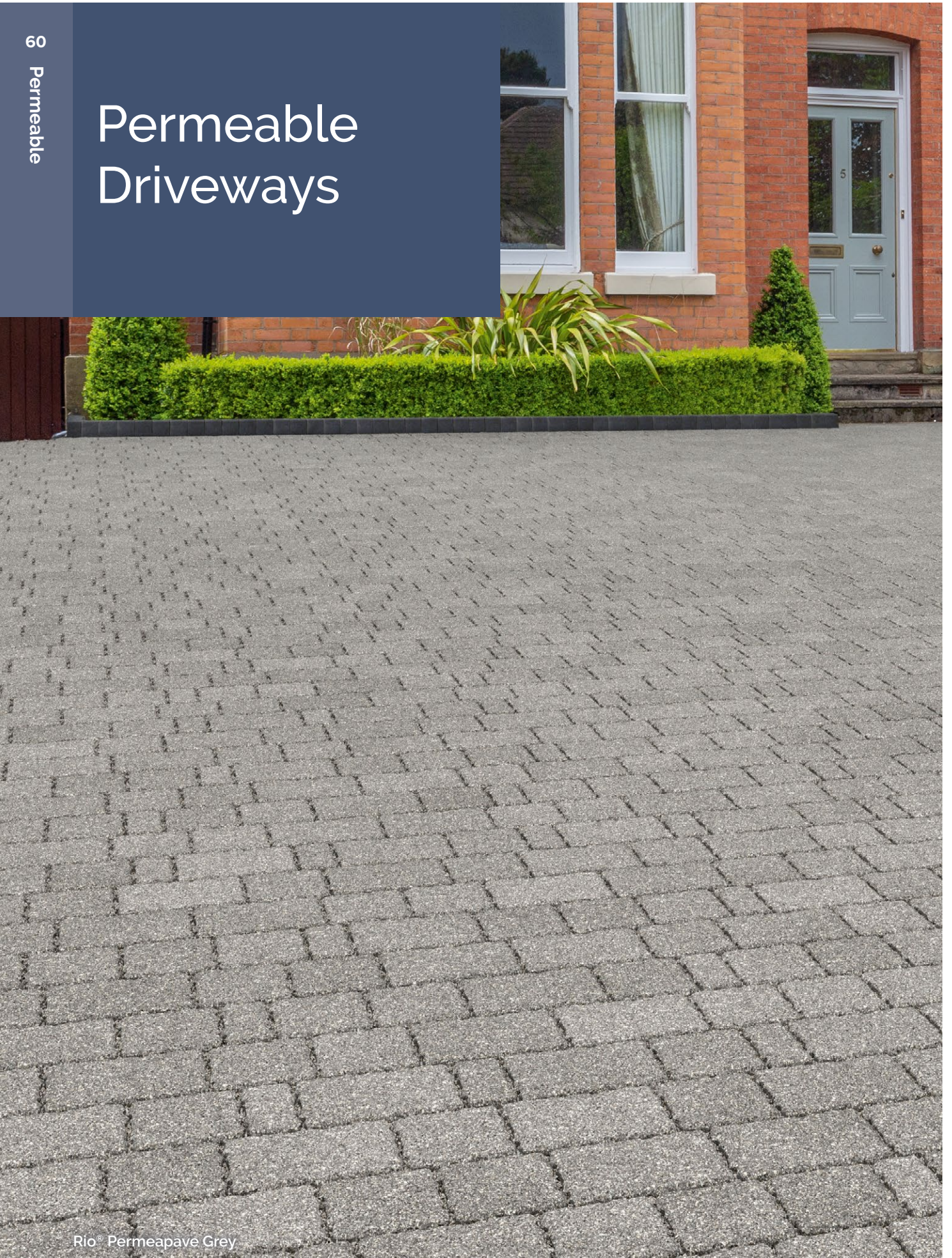
Pack type	Sizes (mm)	No. per pack	M <sup>2</sup> per pack	Kg per pack	Colours
Single size pack	200 x 100 x 50	488	9.76	1268	All

Please check with your stockist. This range is manufactured in factories across the UK. These images may not be representative of your local supply. Please ensure you obtain a sample before purchase to ensure you're happy with your choice.





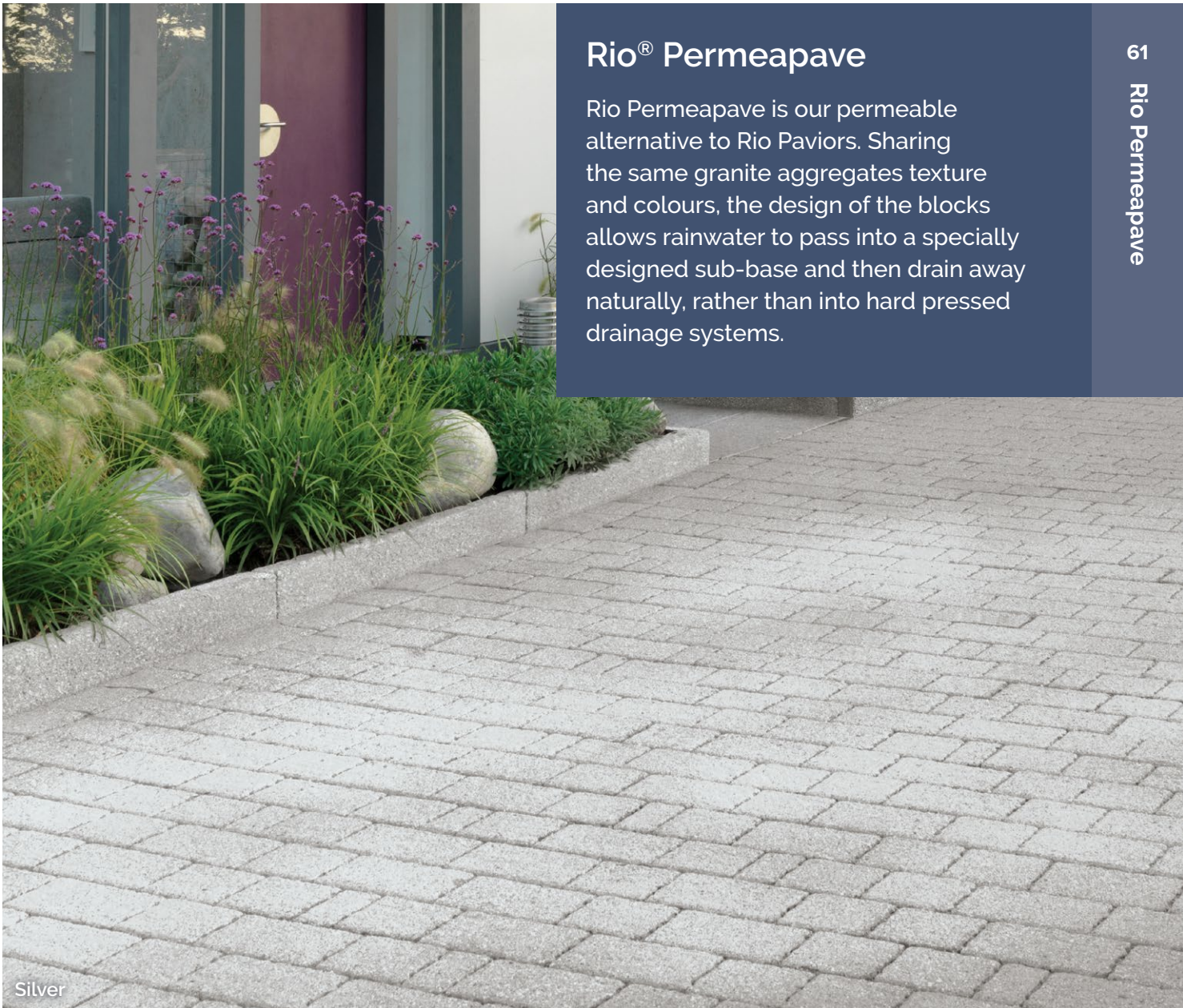
# Permeable Driveways





## Rio® Permeapave

Rio Permeapave is our permeable alternative to Rio Paviers. Sharing the same granite aggregates texture and colours, the design of the blocks allows rainwater to pass into a specially designed sub-base and then drain away naturally, rather than into hard pressed drainage systems.



Silver



Silver

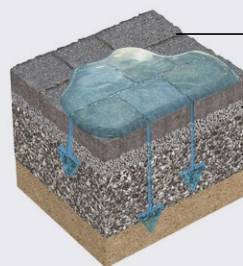


Grey



Carbon

Pack type	Sizes (mm)	No. per pack	M <sup>2</sup> per pack	Kg per pack	Colours
Project pack	240 x 160 x 60	108			
	160 x 160 x 60	135	8.05	1045	All
	80 x 160 x 60	36			



- Permeable joint filled with 6mm washed aggregate
- Laying course 50mm depth of 6mm crushed stone
- Sub-base 150mm depth of 20mm clean crushed stone with well defined edges





## Permeapave®

Permeapave is our cost-effective permeable block paving system for domestic driveways that allows rainfall to pass directly into a specially designed sub-base and then drain away naturally, rather than into hard pressed drainage systems.




Brindle



Brindle

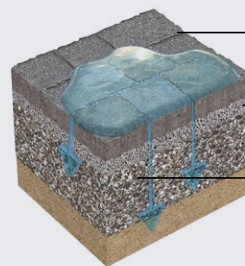


Burnt Ochre



Charcoal

Pack type	Sizes (mm)	No. per pack	M <sup>2</sup> per pack	Kg per pack	Colours
Single size pack	200 x 100 x 60	404*	8.08	1115	All




Permeable joint filled with 6mm washed aggregate

Laying course 50mm depth of 6mm crushed stone

Sub-base 150mm depth of 20mm clean crushed stone with well defined edges



# Drainage



Driveline Drain® Charcoal



## Driveline Drain®


Driveline Drain is our patented, innovative linear drainage solution, which is a significantly more attractive and durable option than traditional plastic options.







Natural



Natural



Charcoal



To complete the system, ensure you install Driveline Drain accessory kit.

- 1 Rodding Box & Access Lid
- 2 Connector Plate
- 3 Driveline Drain

Pack type	Sizes (mm) nominal	Linear M per pack	No. per pack	Colours
Full size pack	150 x 11 x 168	24	240	All
Half size pack	150 x 11 x 168	9.6	96	



# Accessories

To help you complete your project, we have a wide range of accessories that compliment any patio or driveway.



# Walling





## Exilis® Sawn

Our Exilis Sawn walling is a range of easy to install veneer walling that offers an ultra-modern finish. The sawn edges and smooth surface textures have been purposefully chosen so they can be incorporated into a number of designs.




Silver




Imperial



Caramel



Oatmeal



Silver

Pack type	Sizes (mm)	No. per pack	M <sup>2</sup> per pack	Kg per pack	Colours
Project pack	600 x 100 x 15	2	0.54	25	All
	400 x 100 x 15	2			
	200 x 100 x 15	2			
	600 x 75 x 15	2			
	400 x 75 x 15	2			
	200 x 75 x 15	2			
	600 x 50 x 15	2			
	400 x 50 x 15	2			
	200 x 50 x 15	2			

Thickness calibrated to 15mm +/- 1.5mm.

Each pack comes with the appropriate quantity of primer and adhesive.





## Exilis® Splitface

Our Exilis Splitface walling is a range of veneer stone walling that transforms purpose-built garden walls quickly and easily with a super modern finish.



Harvest Mix




Harvest mix



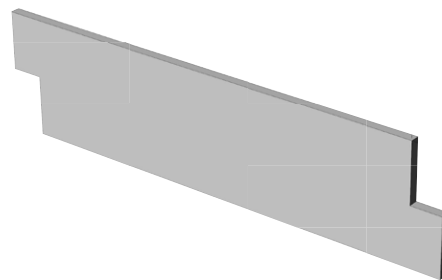
Copper slate



Slate dusk



Nero quartzite



Z Shaped Walling

Pack type	Sizes (mm)	No. per pack	M <sup>2</sup> per pack	Kg per pack	Colours
Corners	550 x 150 x *	7 pairs	0.57	23	All
Z shape	550 x 150 x *	7			

Each pack comes with the appropriate quantity of primer and adhesive.

\*Thickness 10-20mm.




## Vintage® Stone

Our ethically sourced Vintage Stone walling will add a traditional finish to any property due to its timeworn appearance which has been specially processed to deliver the worn texture and smooth feel of reclaimed stone.



Manor



Manor

Complete the look with co-ordinating paving and setts (page 18)

Pack type	Sizes (mm)	No. per pack	M <sup>2</sup> per pack	Kg per pack	Colours
Single size pack	325 x 100 x 60	200	4.7	1200	All
	270 x 100 x 60	240	4.7	1200	
	215 x 100 x 60	295	4.7	1180	

Coverage attained when laid with a 10mm mortar joint.



STONEMARKET



STONEMARKET



## Rio®

71

Rio


Rio walling is our granite-inspired concrete walling solution, with a gentle textured surface and natural sparkle that adds a contemporary finish to your project.



Silver



Silver



Grey



Carbon

Complete the look with co-ordinating paving (page 35), driveway paviors (page 54)

Sizes (mm)	No. per pack	M <sup>2</sup> per pack	Kg per pack	Colours
440 x 100 x 140	90	5.5	1300	Silver, Grey
220 x 100 x 65	165	2.3	567	Carbon

Coverage attained if laid with minimal joints.






## Carl Luke


Our Carl Luke walling provides the premium look and feel of natural stone walling, at an affordable price. The use of Yorkstone aggregates in the manufacturing process gives the product the desired character achieved when using natural stone.



Rumbled Buff




Split Face Buff



Split Face Buff Black



Rumbled Buff



Rumbled Buff Black

Pack type	Sizes (mm)	No. per pack	M <sup>2</sup> per pack	Kg per pack	Colours
Split Face Project pack	450 x 100 x 140	90	6.2	1333	All
	300 x 100 x 140	135	6.3	1333	
	450 x 100 x 65	198	6.8	1361	
	300 x 100 x 65	297	6.9	1361	


Pack type	Sizes (mm)	No. per pack	M <sup>2</sup> per pack	Kg per pack	Colours
Rumbled Project pack	450 x 100 x 140	80	5.5	1185	All
	300 x 100 x 140	120	5.6	1185	
	300 x 100 x 65	264	6.1	1210	

Coverage attained when laid with 10mm mortar joint.






# Bullnose Steps





## Avant-Garde®



Caramel

Imperial

Caramel

Oatmeal

Silver

Size (mm)	No. per pack	Kg per pack	Colours
1000 x 350 x 50	10	540	All



## Namera®



Pyramis Gold

Tala Sand

Pyramis Gold

Size (mm)	No. per pack	Kg per pack	Colours
1000 x 350 x 40	10	410	All






# Arctic® Granite




Dusk



Glacier



Dusk



Midnight


Size (mm)	No. per pack	Kg per pack	Colours
1000 x 350 x 50	10	508	All




# Nordus®



Gris



Gris






Schwarz

Size (mm)	No. per pack	Kg per pack	Colours
1000 x 350 x 40	10	508	All





# Kerbs



Pack type	Types and sizes (mm)	Linear metres per pack	Kg per unit	Kg per pack	Colours
Single size pack	KL HB or BN 100 x 127 x 200	25.2	-	1383	
	KL HB internal corner	-	7	-	
	KL HB external corner	-	6	-	
	KS SP or BN 100 x 127 x 125	37.8	-	1320	Charcoal
	KS SP internal corner	-	4	-	
	KS SP external corner	-	4	-	
	KS BN external corner	-	4	-	





Trident®



Pack type	Sizes (mm)	No. per pack	Linear metres	Kg per pack	Colour
Single size pack	130 x 160 x 250	120	15.6	1345	Pennant Grey



Avenu®

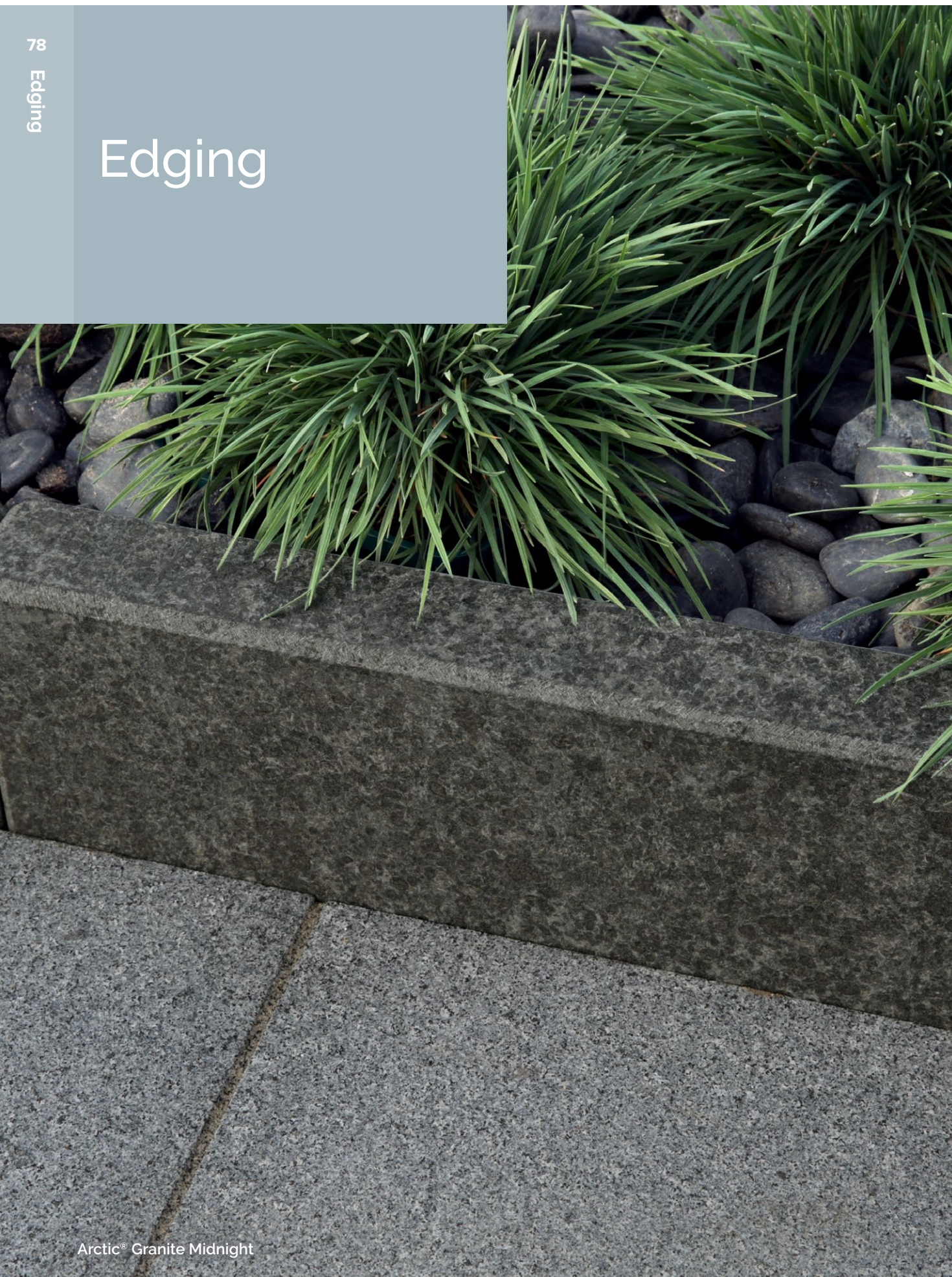


Pack type	Sizes (mm)	No. per pack	Linear metres	Kg per pack	Colour
Single size pack	130 x 160 x 250	108	14.0	1199	Charcoal






# Edging










Ampliar Roundtop 1




Avant-Garde® 2



Arctic® Granite 2




Rio® Coarse Paving 2





Rio® Driveway 3



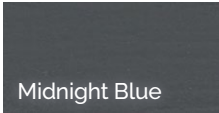
Yorkstone 4



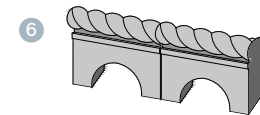
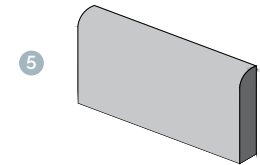
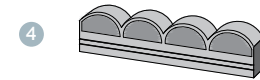
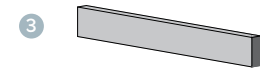
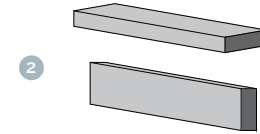
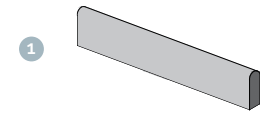
Dalestone 5



Victorian Double Rope Top 6



Profiles



Pack type	Sizes (mm)	No. per pack	Linear m per pack	Kg per pack	Colours
Ampliar Roundtop edging	915 x 150 x 60	40	36.6	620	All
Avant-Garde edging	900 x 150 x 50	20	18	910	All
Arctic Granite edging	900 x 150 x 50	45	40.5	893	All
Rio Coarse Paving edging	600 x 136 x 50	50	30	470	All
Rio Driveway edging	915 x 150 x 63	48	43.9	937	All
Yorkstone Scalloped edging	590 x 150 x 45	60	35.4	500	All
Dalestone edging	450 x 200 x 50	20	9	172	All
Victorian Double Ropetop Edging	465 x 170	52	24.8	240	All






# Coping & Pier Caps









### Concrete Single/Double Coping and Pier Caps



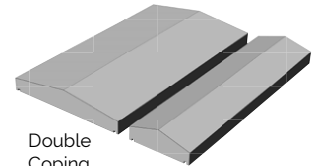

### Rio® Single/Double Coping



### Avant-Garde® Straight Coping

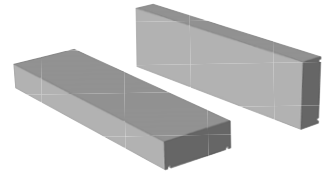


Pier Caps



Double Coping

Single Coping



Straight Coping

Pack type	Sizes (mm)	No. per pack	Kg per pack	Colours
Pier caps	380 x 380	10	220	All
	530 x 530	3	210	

Pack type	Sizes (mm)	No. per pack	Kg per pack	Colours
Single coping	610 x 140	70	530	All
Double coping	610 x 285	40	647	

Pack type	Sizes (mm)	No. per pack	Kg per pack	Colours
Rio single coping	600 x 136 x 50	50	450	All
Rio double coping	600 x 272 x 50	25	500	

Pack type	Sizes (mm)	No. per pack	Kg per pack	Colours
Avant-Garde straight coping	500 x 136 x 50	50	517	All




# Paving Features




Avant-Garde® Chaise Lounge


Imperial




Imperial



Caramel



Oatmeal



Silver

Pack type	Size (mm)	No. per pack	kg per pack	Colours
Avant-Garde Chaise Lounge	1650 x 600 x 40	1	148	All



STONEMARKET



STONEMARKET



## Vintage® Stone Compass Point



Pack type	Dia of circle (mm)	No. per pack	Kg per pack	Colours
Vintage Stone Compass Point	2270	1 kit (57 pcs)	240	All
5 Piece Corner Infill	2850 sq	4 sets	240	Manor



## Marketstone® Circle Kit



Pack type	Dia of circle (mm)	Approx paved area (m²)	Colours
Marketstone Circle Kit	2440	5.95	All



Autumn Multi



# Jointing





## Our Jointing Range

Selecting the right jointing compound is vital, as every Stonemarket jointing compound is made specifically for the material it will be installed with to create a strong and durable finish.

Use our installation matrix below to help determine the most effective jointing for your project.

**For further information or guidance, please contact Group Technical Services on 0333 220 2730.**

Project	Kiln Dried Sand	Fastpoint®	Narrow Jointing Compound	Driveway Jointing Compound
Paving Installations		✓	✓	
Porcelain Paving			✓	
Sandstone Paving		✓		
Limestone Paving		✓		
Slate Paving		✓		
Concrete Paving		✓		
Driveway Installations	✓			
Templeton & Millstone Setts				✓

Installation				
Joint Width	2-5mm	8-15mm	3-8mm & Min 20mm Depth	5-30mm
Bed Type	Flexible	Rigid	Rigid	Semi-Flexible
Installation	Brush	Brush	Brush	Brush
Installation Temperature	5-25°C	5-25°C	5-25°C	5-25°C
Weather Conditions	Dry	Dry/Light Rain	Dry/Light Rain	Dry/Light Rain
Coverage Per Tub (Approximate only, as dependent on joint width and depth)	Approx 4.5-6.5m <sup>2</sup>	7m <sup>2</sup>	16-23m <sup>2</sup> Dependent on Product to be Installed	2m <sup>2</sup>
Cure Time (Depending on Weather Conditions)	N/A	24 Hours Crusting, 30 Days Fully Cured	24 Hours Crusting, 30 Days Fully Cured	72 Hours Crusting, 30 Days Fully Cured



## Fastpoint®


Unlike most jointing solutions, Fastpoint can be used in both wet and dry conditions, taking a fraction of the time of conventional jointing.



Buff



Buff



Stone Grey

Approximate coverage (m <sup>2</sup> )	Kg per pack	Joint widths
7m <sup>2</sup>	15	10-15mm

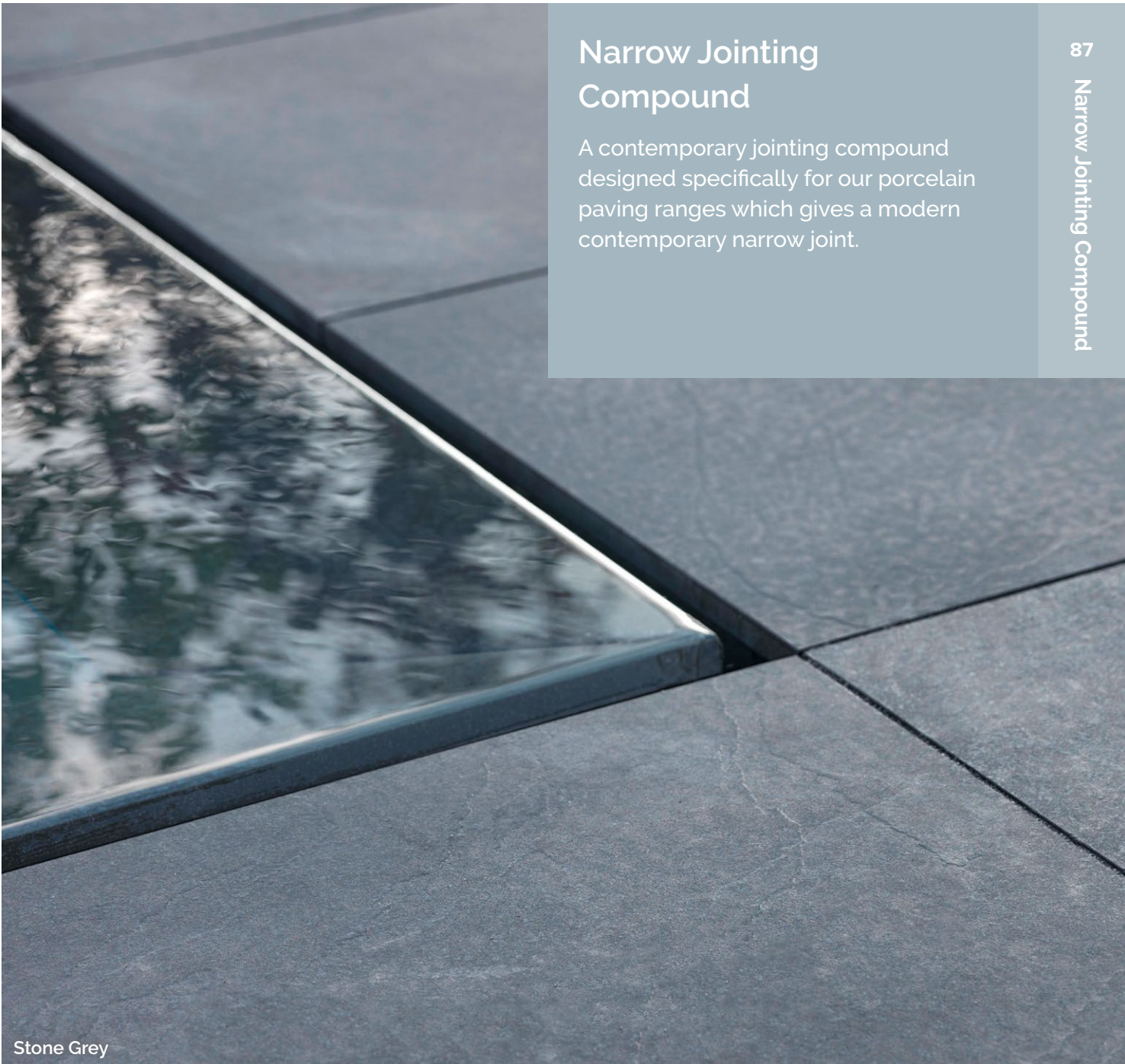
Coverage is based on 600 x 600 x 20mm paving unit.

**Please note: Not suitable for granite or marble.  
24 month shelf life from date of manufacture.**




## Narrow Jointing Compound

A contemporary jointing compound designed specifically for our porcelain paving ranges which gives a modern contemporary narrow joint.



Stone Grey



Buff



Stone Grey

Approximate coverage (m <sup>2</sup> )	Kg per pack	Joint widths	Colours
--	-------------	--------------	---------

16-23m <sup>2</sup>	20	3-8mm	All
---------------------	----	-------	-----


Coverage varies based on joint width and paving product being installed. Minimum 20mm joint depth for paving.

**Please note: 24 month shelf life from date of manufacture.**



## Driveway Jointing Compound

Specifically developed for use with our patented Templeton and Millstone Setts, our jointing compound will enhance the performance of our product, giving a long lasting finish.



Stone Grey



Stone Grey

Approximate  
coverage (m<sup>2</sup>)

Kg per  
pack

Joint widths

**Please note: 24 month shelf life from date of manufacture.**

5m<sup>2</sup>

15

5-30mm



# Technical Information

All the information held within this brochure was correct at the time of print and are subject to change. We would therefore recommend that you check our website for the latest information and digital brochure.

Alternatively, please contact our Group Technical Services on **03704 112233**, email [grouptechnicalservices@stonemarket.co.uk](mailto:grouptechnicalservices@stonemarket.co.uk)



# Important General Technical Information

## Efflorescence

Efflorescence is a transient phenomenon of Ordinary Portland cement used in the manufacture of concrete products. The occurrence of efflorescence in the pores of the concrete can lead to the appearance of white patches on the surface or an overall lightening of colour, which is often mistaken for the product fading.

Whilst the appearance of efflorescence may be a concern, it is temporary and does not in any way affect the durability or long-term performance of the concrete. Natural exposure to weathering is generally sufficient to erode the efflorescence and it is always recommended that an initial period of weathering be allowed to take place.

Responsibility cannot be accepted for its occurrence. For further information, contact Group Technical Services.

## Other Weathering

Weathering and site conditions can occasionally cause other variations in shade to appear. Differential weathering can cause patchy dark discolourations on the surface of individual units. Again this will generally diminish over time and will not affect long term performance. Natural stone may develop added markings, deposits or patches as mineral content oxidises.

All products can develop algae and organic growths under certain environmental conditions and may require cleaning. Areas adjacent to borders, plant pots and trees may discolour from transfer of plant-life; specialist maintenance advice may need to be sought.

Stonemarket cannot accept responsibility for any of the above conditions. All building materials should be protected from bad weather, both during storage and after initial installation.

## Maintenance

Paving materials require periodic cleaning to maintain their appearance. Regular sweeping to prevent the build-up of detritus is recommended.

Light coloured blocks, whilst structurally sound for driveway use, do emphasise tyre marks and oil spills on the driveway.

It must be accepted that these products will need more maintenance if the overall appearance is to be maintained.

Proprietary cleaning agents are widely available. However, care should be taken when buying cleaning agents as some varieties contain a concentration of acid, which can adversely affect the appearance of concrete products, clay and natural stone.

A trial on a small section of paving is always recommended prior to using on the full area.

For general cleaning of dirt and algae, vigorous brushing with a stiff yard broom with plenty of hot detergent solution (washing up liquid or non-bio washing powder), thoroughly rinsed with clean water should suffice. Specialist cleaners are also available to purchase, which require less manual work. Repeated treatment may be required for paved areas sited beneath trees or in permanent/near permanent shade. In certain circumstances, prolonged contact with wet leaves can result in staining of the paved area. Such contact should be avoided wherever practical.

## Power-washing

Power-washing with high-pressure equipment is not normally required. Should these methods be employed, the following precautions should be observed:

- i. Paving should be thoroughly swept to remove detritus (loose debris) that could act as an abrasive agent when moved by the force of a power jet.
- ii. A trial area should be tested before larger scale power-washing takes place.
- iii. No more than a medium pressure should be applied.
- iv. The power-washing lance should be held at an oblique angle to the paving and at least 200mm (8") from the surface.
- v. If excess sand is washed from the joints during the washing exercise, it is important that the joints are re-sanded with similar materials upon completion.
- vi. If mortar joints between pavings are damaged during power-washing they should be re-pointed/made good with fresh pointing as required, to maintain the integrity of the paving.

For more information visit our website and download the Stonemarkets Cleaning & Maintenance Guide.

## Suitability/Application

The paving flags illustrated in this literature are primarily intended for domestic/landscape use only.

The block paving products illustrated in this literature are intended for pedestrian and light vehicular overrun applications (driveways and similar).

## Colour Variation

The colours shown in this literature are as exact as photographic and printing processes will allow. You can get samples from your local stockists or from our website.

We strongly recommend that colours are judged and chosen from actual materials rather than photographic representation depicted herein. Although every effort is made to ensure consistency of product colour, variations between production batches can occur. We therefore recommend that, when purchasing materials, especially in the case of larger quantities, they all come from the same batch and that products are thoroughly mixed on site by drawing from a minimum of three packs.

Mix blocks from a minimum of 3 of packs to ensure the correct colour blend.



## Batch Variation

### Concrete

Concrete products are made from naturally occurring materials, which means these materials can vary in colour, resulting in a slight variation in a finished product. Despite the use of quality materials, modern and up to date manufacturing techniques and quality control, variation between production batches can occur. Whilst any differences are generally quite minor, they will be noticeable when units from two production batches are laid consecutively within a single area.

We would always advise that batch codes are checked to reduce the risk of product variation and ensure consistency of finish. To prevent this, when multiple packs are being laid in one consecutive area, please ensure you check that they are all from the same production. The batch label will display the product code, with the first two letters identifying the works of origin and the week number indicating which week of the year the product was produced.

### Porcelain

Colour variation can occur during the manufacturing process of porcelain products. To minimise any variation issues in our ranges, Stonemarket only source from first choice tiles, which means we only take product from a reduced colour scale. We aim to always send your order from the same batch code, which can be found on all packaging. Please check all pack information is consistent before installation. The batch code is present on all packaging and is usually shown as a letter, followed by a number.

For our porcelain ranges where multiple sizes are available, we do not recommend mixing product of the same colour within the same installation, even where batch codes are consistent. This is due to product being manufactured at different locations.

For a multi-size installation, please select one of our project packs.

If you have any concerns, please contact our Group Technical Services Team.

### Natural Stone

The natural origin of stone means that variation in colour, texture and markings is inevitable and is an inherent characteristic of all natural stone.

What differentiates Stonemarket natural stone from our competitors is that all our stone goes through an agreed selection process for colour, which creates a more subtle and consistent blend across a finished project.

If you have any concerns, please contact our Group Technical Services Team.

### Availability

Details of pack contents are listed for the guidance of stockists.

Product dimensions and weight, etc. are nominal and subject to manufacturing tolerances.

### Natural Stone

In natural stone iron spots can sometimes be identified, after installation. This is due to oxidation of iron materials within the matrix of the stone. This does not affect the structural integrity of the stone.

Light coloured natural stone, whilst structurally sound for patio and driveway use, they can emphasise tyre marks and oil spills. It must therefore be accepted that extra maintenance will be needed to maintain the overall appearance.

## Staining

Certain common garden chemicals such as Ferrous Sulphate can stain paving. Please check the information given on the container holding the chemical. If chemicals are spilt on the paving remove immediately by rinsing away with clean water.

## Stonemarket Commitment to Quality & Innovation

Stonemarket is committed to innovative product development and manufacture. To help you obtain maximum enjoyment and long service from any Stonemarket product, we would be pleased to make you aware of the following:

The evolution of new product design is continuous and information is subject to change without notice. Customers should check with the stockist to ensure that they have the latest details.

All Stonemarket products are manufactured to the appropriate European Standard where applicable. Where products (or intended usage) lie outside the scope of a British (or European) Standard, Stonemarket own standard will be employed.

All products are supplied subject to Stonemarket Standard Conditions of Sale, a copy of which is available on request. Liability in respect of any statements, conditions, warranties and representations made on behalf of the Company is limited in accordance with the terms set out in the Standard Conditions of Sale.

Prior to handling and installation, check the paving for damage. Complaints about visible damage will not be accepted after installation.

## Health and Safety

Care should be taken when handling and installing Stonemarket products. Guidelines on the Control of Substances Hazardous to Health (COSHH) are available for all Stonemarket products, either on our website [www.stonemarket.co.uk](http://www.stonemarket.co.uk) or through our Group Technical Services team.

## Trademarked and Patented Paving System

Permeapave is patented in UK and EP079168931.

® is used throughout the brochure to denote ranges that are registered trademarked in the UK (or in the UK/EU) in the name of Marshalls Mono Limited.



## Paving Notes

Full installation advice and guidance can be obtained from our Group Technical Team.

### Common to all Stonemarket Natural Stone:

Stonemarket endeavour to ensure that all natural stone products are covered by the Fairstone guarantee of quality. If the Fairstone Logo is visible on a product page be assured that this product is processed and supplied only by proven ethical sources.

All Stonemarket Indian Sandstone paving is covered by the Stonemarket Stone Standard quality mark of assurance. Where the Stonemarket Stone Standard logo is visible on a sandstone page, be assured that this product not only meets but exceeds the base technical levels outlined in the British Standard.

The natural origin of stone means variation in colour, texture and natural markings is inevitable. Stonemarket strive through expert hand selection to ensure the integrity of each natural stone range, however as in all natural products some variation may occur.

Natural Stone products come with specific installation guidelines. Please contact Group Technical Services prior to installation.

Please note granite and marble are not suitable for use with Fastpoint.

For best practice, please slurry prime all natural stone and porcelain paving using Paving Primer.

If you are laying any Stonemarket patio material for the first time, please contact Group Technical Services for installation advice.

### Avant-Garde

Remember if used indoors this paving should be sealed with a proprietary water based acrylic sealant.

When using Jumbo and King Size, due to the weight of the units mechanically aided lifting is essential.

Please note Jumbo and King Size can only be delivered direct to site.

Slurry back natural stone to increase adhesion and prevent staining.

### Arctic Granite

As Arctic Granite is a natural material, varying degrees of quartz veining may be apparent in some pieces.

Make sure, if used indoors, paving is sealed with a proprietary water-based acrylic sealant.

Occasionally small micro-fissures can be apparent within Arctic Granite Midnight, these are not a sign of weakness and cause no issue technically to the stone.

Slurry back natural stone to increase adhesion and prevent staining.

### Vintage Stone

A natural stone paving product.

This paving is carefully calibrated to a consistent thickness to ensure speed and precision of installation.

Slurry back natural stone to increase adhesion and prevent staining.

### Nordus

Nordus inevitably shows variation in colour, so viewing samples is always recommended.

Also dark slate sometimes surface blemishes occur during installation, these will weather in over time.

If used indoors an appropriate water-based sealant is recommended.

Slurry back natural stone to increase adhesion and prevent staining.

### Fernshaw

This paving does not meet the same rigorous colour tolerance grading given to our premium grade Avant Garde Sandstone, therefore more colour variation will be apparent when laid.

Slurry back natural stone to increase adhesion and prevent staining.

### Truslate

This product is not intended for driveways.

This is a natural split product, the thickness can therefore vary between 18-24mm.

Slurry back natural stone to increase adhesion and prevent staining.

### Namera

This product is not intended for driveways.

Requires a rigid installation with a joint width of 10mm.

Slurry back natural stone to increase adhesion and prevent staining.

### Trustone

Please note that Torvale and Blue can lighten through natural weathering.

Slurry back natural stone to increase adhesion and prevent staining.

### Marketstone

Ironing staining may appear on the surface of this product once installed, this causes no technical issues to the stone.

Always lay larger face upwards.

Slurry back natural stone to increase adhesion and prevent staining.



### **Knotwood, Paleo, Lucent, Acento, Fortuna, Fortuna Encore, Locana**

There may be some colour variation between production batches. Batch codes, quantity and colour should therefore be checked prior to install.

A dry lay of this product is recommended before installing onto the full mortar bed to ensure the best colour blend is achieved.

Please make a note of the shade code of the product you have received. This will be advantageous if you need to place orders at a later date to complete a job as it will allow us to send the best match possible.

Customers should not mix different sizes of the same colour, as there could be colour/shade variation due to the different batches.

Porcelain paving, with the exception of the Una range, must be primed with a Paving Primer before installing onto a full mortar bed.

Packs of Porcelain, with the exception of Locana and Fortuna, are supplied with just the right amount of your chosen jointing product.

Sizes and coverage quoted are based on working dimensions, attained with a 5-8mm joint.

For perfect results these products require appropriate cutting tools and correct installation techniques. Contact Group Technical Services.

Paving should be installed rigidly. Movement joints should be considered for large areas.

### **Timberstone**

Timberstone are faced on both edges for a realistic look.

### **Rio**

For a contemporary look choose Rio Smooth, for greater slip skid properties try Rio Textured.

### **Bourton**

Paving should be bedded on a full bed of mortar. Slurry back to increase adhesion.

Misty Grey and Savannah Weathered are not available in Scotland.

### **Textured Utility, Ryton and Stretton**

Although performance is good, sizes and colours will be limited, and finish may be varied.

Sizes listed assume 10mm joint width.

Slurry back natural stone to increase adhesion.



## Driveway Notes

Full installation advice and guidance can be obtained from our Group Technical Team.

### General Driveway Notes

All Stonemarket driveway products in this brochure are designed for domestic vehicles only, they are not designed for commercial vehicles.

Driveways must be installed with edge restraints for stability.

Driveways must be installed in accordance with current legislation to manage and control water run-off.

### Natural Stone Driveway Products

For driveways with an incline of 15° or more or that has specific installation design requirements, please contact our Group Technical Services Team.

When cutting, it is important to make sure that once cut with water the block has been perfectly cleaned before installing.

Stonemarket endeavour to ensure that all natural stone products are covered by the Fairstone guarantee of quality. If the Fairstone Logo is visible on a product page be assured that this product is processed and supplied only by proven ethical sources.

All Stonemarket sandstone paving is covered by the Stonemarket Stone Standard quality mark of assurance. Where the Stonemarket Stone Standard logo is visible on a sandstone page, be assured that this product not only meets but exceeds the base technical levels outlined in the British Standard.

Due to the nature of this product, you may see some colour variation in natural stone products.

Where a full mortar bed install is recommended, it is best practice to coat the back of each block with Paving Primer before laying. This will assist bonding and stop draw through from the bed.

Light coloured natural stone, whilst structurally sound for patio and driveway use, they can emphasise tyre marks and oil spills. It must therefore be accepted that extra maintenance will be needed to maintain the overall appearance

### Concrete Driveway Products

Take blocks from vertical columns rather than horizontal layers unless otherwise stated.

Stonemarket concrete block paving is manufactured in different factories. Colour may vary slightly across these works of manufacture.

Stonemarket can supply kiln dried sand, contact your local service centre for more information.

Jointing sand should be introduced before the initial vibration and a rubber-faced matting on the vibrating plate should be used.

### Elemental Paviers

Please note due to the nature of this product significant variation between stones can occur.

Slurry back natural stone with Paving Primer to increase adhesion and prevent staining.

The use of the correct installation method is critical for this product, please contact Group Technical Services for more information.

### Granite Setts

As Granite is a natural material, varying degrees of quartz veining may be apparent in some pieces.

Please note due to the nature of this product significant variation between stones can occur.

The use of the correct installation method is critical for this product.

Slurry back natural stone with Paving Primer to increase adhesion and prevent staining.

Please note Stonemarket Fastpoint is not suitable for use with this product.

### Templeton Driveways Setts, Millstone Driveway Setts

It is essential that the Millstone and Templeton installation guidelines are followed.

A soil test to check ground and permeability conditions should be completed prior to installation.

The Millstone and Templeton setts are not always suitable for poor ground conditions, such as heavy clay areas. We would recommend that you contact us prior to installation for further advice if ground conditions are not ideal.

Millstone and Templeton must be installed with a solid edge restraint around the perimeter to retain the driveway.

Millstone and Templeton units must come into full contact with the adjoining block when laid.

Stonemarket do not recommend installing Millstone and Templeton on a radius.

Millstone and Templeton blocks come with a protective transportation seal which will remain slightly slippery underfoot until weathered. Once the seal has weathered blocks may appear lighter in colour.

The correct amount of jointing compound is supplied with every pack of Millstone and Templeton. Some maintenance of this product will be required every year. See our Cleaning & Maintenance Guide for more details.

After installation, scratches may be visible in the transportation seal. This will weather as the seal dissipates but care should be taken to reduce this during installation.

### Rio

Lay a standard driveway sub-base as a flexible installation.

Rio permeapave is also available.

### Medley Paviers

Lay a standard driveway sub-base as a flexible installation.

The colours blend throughout the packs so please ensure appropriate mix is installed across the area.

The two textures can be laid together or individually.

Lay in different laying patterns, see website for recommended options.

### Trident

Trident is a trademark of SF Kooperation GmbH.

Lay a standard driveway sub-base as a flexible installation.

Perfect for driveways, paths and patios.

This product is manufactured across the country. Colour may vary slightly across the manufacturing sites.

Due to the manufacturing process, it is not recommended to mix project packs with single size packs.



## Avenu

Lay a standard driveway sub-base as a flexible installation.

Supplied in single size packs for choice, laying patterns available please see website.

## Pavedrive Paviors

Lay a standard driveway sub-base as a flexible installation.

A standard block paving product, made in different factories in England, Scotland and Wales therefore variations in colour and tone may occur.

## Driveline Drain

Excavate a suitable concrete strip footing, normally 100mm lean mix, to support the Driveline Drain units, outfall and Rodding Boxes.

Driveline Drain outfalls and Rodding Boxes should be installed first along with relevant pipework to existing underground pipework, soakaway or SuDs compliant system.

Before installing the Driveline Drain units apply a 5mm bead of adhesive around the bottom half of the drainage hole avoiding the top of the aperture. Lay the units onto a freshly mixed workable concrete bed, making sure you achieve a tight connection between each unit.

Haunch the units using a bedding concrete of an appropriate thickness and depth.

On a flexible install lay the paving 3-5mm above the Driveline Drain units. On a rigid install lay the paving flush to the Driveline Drain units.

For cleaning Driveline Drain please speak to Group Technical Services. If laying this product for the first time please contact Group Technical Services for an Installation Guide on 03704 112233.

## Rio Permeapave

Permeapave is a trademark of UNI-International Bausysteme GmbH.

Each 60mm block features the Stonemarkets unique, patented Piora nib.

No drainage or soakaways required if installed correctly.

Permeapave must be laid with 20mm and 6mm clean crushed stone aggregate to BS EN 13242 and BS EN 12620 to ensure compliance.

Supplied in mixed size packs, blocks are designed to be laid in a coursed laying pattern.

## Permeapave

Permeapave is a trademark of UNI-International Bausysteme GmbH.

Each 60mm block features the Stonemarkets unique, patented Piora nib.

No drainage, tarmac or soakaways required if installed correctly.

Permeapave must be laid with 20mm and 6mm clean crushed stone aggregate to BS EN 13242 and BS EN 12620 to ensure compliance.

Numerous laying patterns available; contact Group Technical Services or see website.

## Permeable Paving Legislation

The increased risk of flooding has led to changes in government legislation, meaning that the environmental consequences of creating hard landscaped areas for vehicle parking must now be taken into consideration when planning your driveway project. Visit [www.communities.gov.uk](http://www.communities.gov.uk) for further information.

New and replacement driveways of any size are exempt from planning permission requirements when they use Sustainable Drainage Systems (SuDS).

Stonemarket offers a full range of driveway products requiring no planning permission and having a positive impact on the environment.

The Permeapave Sustainable Drainage Systems (SuDS) has been specifically designed to manage heavy rainfall events. Each 60mm block features the Stonemarket patented Permeapave nib design, which allows surface water to pass between the blocks into a specially calculated sub-base without compromising the structural performance of the driveway.

## Conditions required for Permeapave

Common to all Permeapave Driveways:

The Permeapave design drains water away safely in heavy rainfall without burdening the community drainage system. If installed with the correct sub-base this permeable paving solution can be used in a front garden without obtaining planning permission.

Specific installation guidance must be followed.

The Permeapave System should not be attempted by the DIY enthusiast or untrained installer. It requires the careful calculation of a soil permeability test and appropriate use of specially graded sub-base aggregates.\*\* Should an installer wish to undertake training for the installation of this product please call the Stonemarket Helpline on 0333 220 2730 for further information.

Visit the Stonemarket website to find your nearest Stonemarket Installers trained to install Permeapave Systems, or call 0333 220 2730.

The grade of Permeapave featured in this brochure is only intended for normal domestic vehicles and pedestrian traffic, though occasional delivery vehicles over 3.5 tonnes gross weight can be tolerated.

The Domestic Permeapave System is only intended for driveways or paths where infiltration is required only in the immediate Permeapave paved area and not from other surrounding paved or roofed areas.

In some parts of the country there are ground conditions where infiltration could adversely affect foundations to houses, therefore, if in doubt seek advice from a specialist or the local authority building control department.

Properties constructed pre 1920 may not have been built on traditional concrete foundation, therefore in this case, Stonemarkets Domestic Permeapave System should not be installed.

Check for services, Permeapave must not be installed if gas or electric services run through intended Permeapave areas.

Permeapave is a trademark of UNI-International Bausysteme GmbH.



## Guidelines for installing Permeapave

### Surface Gradient

The intended Permeapave area must fall away from the owner's house and any other buildings in the immediate vicinity.

If the driveway exceeds 20m in length and/or has a gradient greater than 1 in 100 then please contact Group Technical Services.

The top surface of the driveway should finish at least 150mm below any adjoining wall DPC level.

### Existing Foundations

If your house lies adjacent to or less than 600mm from the proposed Domestic Permeapave driveway area, establish depth of house foundation before undertaking any soil test/ Permeapave installation. The house foundation top surface must be 600mm (minimum) below the finished level of the top of the proposed Permeapave driveway.

### Soil Strength and Permeability

Stonemarkets Domestic Permeapave System must be laid on a subgrade which has previously had an established and adequate existing driveway and an area which has a subgrade soil strength greater than 5%.

The Domestic Permeapave System is only suitable for soil areas where infiltration applies and the test criteria have been met as per the standard permeability test.

For the standard permeability a test hole should be dug for every 20m<sup>2</sup> of driveway. There should be a minimum of two holes. Holes/pits should be spaced evenly in relation to the proposed Permeapave area.

### Discharge onto Roadway

The Domestic Permeapave area must not discharge onto surrounding public roadway and pathways and towards any buildings.

### Rainwater Catchment Area

No adjoining surface areas (rainwater pipes, roof areas, etc) must drain onto and into the proposed Domestic Permeapave driveway area, however, small areas such as door steps and garage areas are acceptable providing they do not exceed 5% of the driveway area.

Guideline: Catchment area = driveway area.

Catchment area = drained surface area.

### Aggregates

Permeapave must be laid with 20mm and 6mm clean crushed stone aggregate to BS EN13242 and BS EN12620 to ensure compliance.

### Trees

When installing in close proximity to existing trees, tree roots smaller than 25mm diameter may be pruned back, preferably to a side branch, using a suitable pair of secateurs or hand saw. Roots larger than 25mm should only be severed following consultation with an arboriculturist, as they may be essential to the tree's health and stability. Protection of the pavement will also be required, hence the requirement of a permeable root barrier system such as the Geoweb bio barrier system ([www.Fiberweb.com](http://www.Fiberweb.com)) or similar which is non surface protruding, and therefore, does not present a trip hazard once installed.

## Health and Safety

It is possible that more excavation for a Permeapave driveway may be required than that of a driveway constructed of traditional block paving, therefore, care must be taken when excavating ground to a deeper level. Particular care must be taken to protect the sites from children and partially sighted persons and for collapse of adjoining features such as boundary walls/fences.

Check for services, if they run through intended Permeapave areas, the service provider must be consulted before work commences.

Care must be taken when constructing over sewer, rainwater pipes and water pipes to ensure that the services remain supported for their full length by undisturbed material and are surrounded on the remaining sides by a minimum of 150mm of 6mm material to protect the service.



# Walling, Steps & Finishing Notes

Full installation advice and guidance can be obtained from our Group Technical Team.

## Common to all Stonemarket Walling Products

Stonemarket recommends the use of Copings and Caps with all Walling Products. They also protect walls against the staining effect of rain for a period of time.

## Common to all face Veneer Walling Products

Where a facing/veneer wall is used with a garden/soil/planting/aggregates behind it, a membrane must be installed at the rear of the wall to stop moisture draw through.

Walls over 1.5m high need mechanical fixing.

The correct drainage (such as weepholes) should be considered for any walling retaining soil.

## Vintage Stone Walling

A 10mm joint width is recommended with this product.

Due to tolerance of product, some sorting will be required before commencing installation.

## Exilis Sawn Veneer Walling

1.5m height before mechanical fixing is needed.

This product is supplied with the correct amount of adhesive and primer.

## Exilis Splitface Veneer Walling

Panels are in a Z cut format to hide joints, for a seamless finish. Please note there is a slight tolerance in this.

This product is supplied with the correct amount of adhesive and primer.

## Rio Walling

Corner Quoin Ends can be ordered via Stonemarket Order Select.

Please note this walling is only faced on one side.

An external thin bed adhesive is recommended.

## Carluke Walling

A 10mm joint width is recommended with this product.

Product is faced on 1 side, Quoin ends are not available.

## Copings & Caps

No drip grooves included on our range of copings.

## Bullnose Steps

Stonemarket has a broad range of high performance natural stone steps, ranging from sandstone to marble and granite.

They can be used to match Stonemarket natural stone paving products or to compliment concrete paving products.

## Kerbs & Edging

The perfect edge restraints to co-ordinate with the Driveway products or contrast with other products within the Driveways range.

Trident and Avenu Kerb have a 45o splay.

Smallest radius for an internal kerb is 0.46m.

Smallest radius for external kerb is 0.62m.

When laying Pavekerb, KL protrudes 100-125mm and KS by 25-50mm.

Specific installation guidance must be followed. For further guidance contact Group Technical Services.

Smallest radius for external kerb is 0.62m.

When laying Pavekerb, KL protrudes 100-125mm and KS by 25-50mm.

Specific installation guidance must be followed. For further guidance contact Group Technical Services.

## General Information

In the unlikely event that our product reaches you in an unsatisfactory condition, please report this to us immediately, where our expert team can assist you. Please note that if you install the product with any known defect apparent prior to laying, then we may not accept responsibility for any costs incurred.

Stonemarket would always recommend that you use our installation guidelines when installing our products. When in any doubt we advise that you seek support from our Group Technical Team. We cannot accept any responsibility for our products that are not installed following our recommendations or are used for purposes other than those intended.

## How to contact Stonemarket

Call: 03704 112233

Email: [grouptechnicalservices@stonemarket.co.uk](mailto:grouptechnicalservices@stonemarket.co.uk)

For ideas, inspiration and product information please visit our website: [www.stonemarket.co.uk](http://www.stonemarket.co.uk)













# STONEMARKET

Stonemarket, George House, Herald Avenue,  
Coventry Business Park, Coventry, CV5 6UB

Tel: 0345 302 06 03

(calls may be monitored or recorded)

Email: [sales@stonemarket.co.uk](mailto:sales@stonemarket.co.uk)

[stonemarket.co.uk](https://www.stonemarket.co.uk)

© Copyright Stonemarket 2023/24

